

MINUTES OF COUNTY FINANCES
TREASURER'S REPORT
MONTHLY- NOVEMBER 2017

IN THE MATTER OF COUNTY FINANCES
IN THE HANDS OF SEAN KENNEDY
TREASURER OF VICTORIA COUNTY, TEXAS

COMMISSIONERS' COURT
VICTORIA COUNTY, TEXAS
IN SPECIAL SESSION
REGULAR TERM
DECEMBER 2017

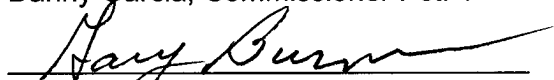
IN ACCORDANCE with Section 114.026, Local Government Code, we, the undersigned, constituting the entire Commissioners Court of said County, certify that on the 18th day of December 2017, at the Special Session of a Regular Term of Court, we compared and examined the monthly report of Sean Kennedy, Treasurer of Victoria County, Texas, for November, 2017, and finding the same correct, entered an order in the Minutes approving said Report, which states total cash and other assets on hand as \$79,076,387.65


Ben Zeller, County Judge

Absent

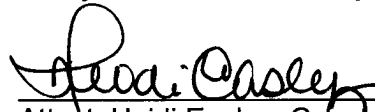
Danny Garcia, Commissioner Pct. 1


Kevin M. Janak, Commissioner Pct. 2



Gary Burns, Commissioner Pct. 3



Clint C. Ives, Commissioner Pct. 4


SWORN TO AND SUBSCRIBED BEFORE ME, by Ben Zeller, County Judge, and County Commissioners of said Victoria County, each respectively, on this the 18th day of December A.D., 2017.


Attest: Heidi Easley, County Clerk

FILED FOR RECORD THIS 18 DAY OF DECEMBER A.D. 2017, and recorded on the
18 day of December, A.D. 2017.




Heidi Easley, County Clerk and
Ex-Officio Clerk of the Commissioners
Court in and for Victoria County, Texas.

By: 
Deputy **Amber Fingers**



MONTHLY REPORT OF

SEAN KENNEDY, COUNTY TREASURER

VICTORIA COUNTY, TEXAS

FOR THE MONTH OF NOVEMBER 2017

This report is presented for the approval of the Commissioners' Court, in accordance with Vernon's Texas Codes Annotated, Local Government Code, Section 83.002 (a) (3), and Title 10, Chapter 2256, Government Code (Public Funds Investment Act), and is true and correct to the best of my knowledge and belief, according to the records of this office.

Sean Kennedy
SEAN KENNEDY
COUNTY TREASURER

VICTORIA COUNTY
INVESTMENTS ON HAND
NOVEMBER 30, 2017

FUND	INV. NO.	PURCH DATE	PAR AMOUNT	DESCRIPTION	MAT DATE	CALL DATE	NET YIELD	PURCH PRICE	INDIV FND AMOUNT	TOTAL INVESTMENT	MARKET PRICE	MARKET VALUE
VICTORIA COUNTY												
		10/19/2017	5,000,000	L.O.G.I.C. POOL			1.291%			5,009,887.30		5,009,887.30
		11/8-29/17	4,410,000	CERTIFICATE OF DEPOSIT			1.692%			4,410,000.00		4,410,000.00
				CASH ON HAND-COUNTY FUNDS			1.030%			18,025,873.76		18,025,873.76
				TOTAL COUNTY FUNDS						27,445,761.06		27,445,761.06
CITIZENS MEDICAL CENTER												
				L.O.G.I.C. POOL			1.291%			0.00		0.00
				CERTIFICATE OF DEPOSIT			0.000%			0.00		0.00
				CMC NURSING HOMES			1.030%			1,489,617.22		1,489,617.22
				CASH ON HAND-CITIZENS MEDICAL CENTER			1.030%			38,857,638.62		38,857,638.62
				TOTAL HOSPITAL FUNDS						40,347,255.84		40,347,255.84
BANK BALANCE												
				CASH ON HAND 2015 CONSTRUCTION			1.030%			7,302,258.37		7,302,258.37
				CASH ON HAND 2015 INTEREST & SINKING PROMOTION AND DEVELOPMENT FUND			1.030%			291,520.52		291,520.52
				CASH ON HAND-2012A CONSTRUCTION			1.030%			262,475.08		262,475.08
				CASH ON HAND-2012A/B INTEREST/SINKING			1.030%			111,145		111,145
				CASH ON HAND-NAVIGATION DISTRICT			1.030%			342,262.52		342,262.52
				TOTAL NAVIGATION DIST FUNDS						3,084,742.81		3,084,742.81
				TOTAL NAVIGATION DIST FUNDS						11,283,370.75		11,283,370.75
NAVIGATION DISTRICT												
BANK BALANCE												
				CASH ON HAND - ALL FUNDS						69,656,500.35	88.09%	69,656,500.35
				PLEDGED SECURITIES - ALL FUNDS						143,782,753.69		143,340,928.68
				TOTAL COUNTY FUNDS						27,445,761.06	34.7079%	27,445,761.06
				TOTAL HOSPITAL FUNDS						40,347,255.84	51.0231%	40,347,255.84
				TOTAL NAVIGATION DISTRICT FUNDS						11,283,370.75	14.2690%	11,283,370.75
				TOTAL NAVIGATION DISTRICT FUNDS						79,076,387.65	100.00%	79,076,387.65
BANK BALANCE												
				CERTIFICATES OF DEPOSIT						4,410,000.00	5.58%	4,410,000.00
				MONEY MKT MUTUAL FUNDS						0.00	0.00%	0.00
				L.O.G.I.C. POOL						5,009,887.30	6.34%	5,009,887.30
				GOVERNMENT SECURITIES						0.00	0.00%	0.00
				TOTAL INVESTMENTS						9,419,887.30	11.91%	9,419,887.30
				TOTAL PORTFOLIO INCLUDING CASH						79,076,387.65	100.00%	79,076,387.65

FUND	ACCT. NO.	ACCOUNT NAME	CASH	INVESTMENTS
POOLED CASH - APCA				
=====				
001	101-2000	POOLED CASH	16,992,401.90	
001	101-2005	POOLED CASH-PAYROLL	0.00	
TOTAL 001-POOLED CASH - APCA			16,992,401.90	0.00

GENERAL FUND				
=====				
100	101-2000	CLAIM ON CASH-GENERAL FUND	11,104,604.11	
100	101-3000	VC CREDIT CARD CLEARING ACCT	105,184.26	
100	151-1003	CERTIFICATE OF DEPOSIT		4,410,000.00
100	151-1005	LOCAL GOVT. INVEST. COOP.		5,009,887.30
TOTAL 100-GENERAL FUND			11,209,788.37	9,419,887.30

EMERGENCY MGMT				
=====				
108	101-2000	CLAIM ON CASH-EMER MGMT	(204,624.02)	
TOTAL 108-EMERGENCY MGMT			(204,624.02)	0.00

LEPC FUND				
=====				
109	101-2000	CLAIM ON CASH-LEPC	9,325.60	
TOTAL 109-LEPC FUND			9,325.60	0.00

J. P. SPECIAL FUND				
=====				
110	101-2000	CLAIM ON CASH-J.P. SPECIAL FD	258.36	
TOTAL 110-J.P. SPECIAL FUND			258.36	0.00

CO CLERK ARCHIVE FEE FD				
=====				
119	101-2000	CLAIM ON CASH-CO CLK ARCHIVE	281,413.24	
TOTAL 119-CO CLERK ARCHIVE FEE FD			281,413.24	0.00

FUND ACCT. NO.	ACCOUNT NAME	CASH	INVESTMENTS
RECORDS MANAGEMENT FUND			
=====			
120 101-2000	CLAIM ON CASH-RECORD MGMT	42,376.71	
		-----	-----
TOTAL 120-RECORDS MANAGEMENT FUND		42,376.71	0.00
		-----	-----
COURTHOUSE SECURITY FUND			
=====			
121 101-2000	CLAIM ON CASH-CRTHSE SECURITY	51,267.00	
		-----	-----
TOTAL 121-COURTHOUSE SECURITY FUND		51,267.00	0.00
		-----	-----
JUSTICE CT BLDG SECURITY			
=====			
122 101-2000	CLAIM ON CASH-JP CRT BLD SECUR	37,259.94	
		-----	-----
TOTAL 122-JUSTICE CT BLDG SECURITY		37,259.94	0.00
		-----	-----
DIST. CLERK RECORDS MGMT			
=====			
123 101-2000	CLAIM ON CASH-DIST CLK REC MGT	6,471.03	
		-----	-----
TOTAL 123-DIST. CLERK RECORD MGMT		6,471.03	0.00
		-----	-----
PATRIOT PARK DONATION FD			
=====			
140 101-2000	CLAIM ON CASH-PATRIOT PRK DON	110.00	
		-----	-----
TOTAL 140-PATRIOT PARK DONATION FD		110.00	0.00
		-----	-----
SHERIFF'S SPECIAL FUND			
=====			
150 101-2000	CLAIM ON CASH-SHERIFFS SPECIAL	12,552.92	
		-----	-----
TOTAL 150-SHERIFF'S SPECIAL FUND		12,552.92	0.00
		-----	-----
CLERK'S SPECIAL FUND			
=====			
160 101-2000	CLAIM ON CASH-CLERKS SPECIAL	0.00	
		-----	-----
TOTAL 160-CLERK'S SPECIAL FUND		0.00	0.00
		-----	-----

FUND ACCT. NO.	ACCOUNT NAME	CASH	INVESTMENTS
BLOOMINGTON HMGP 1791316			
=====			
193 101-2000	CLAIM ON CASH-BLOOMINGTON HMGP	0.00	
TOTAL 193-BLOOMINGTON HMGP 1791-316		0.00	0.00
GULF/MEXICO ENERGY SEC			
=====			
195 101-2000	CLAIM ON CASH-GULF MEXICO ENGY	5,717.39	
TOTAL 195-GULF/MEXICO ENERGY SEC.		5,717.39	0.00
FEMA GRANT DR#4223			
=====			
196 101-2000	CLAIM ON CASH-FEMA DR#4223	0.00	
TOTAL 196-FEMA DR #4223		0.00	0.00
FEMA HAZARD MIT FUND			
=====			
197 101-2000	CLAIM ON CASH-FEMA HAZARD MIT	(35,644.21)	
TOTAL 197- FEMA HAZARD MIT. FD		(35,644.21)	0.00
HURRICANE HARVEY DR#4332			
=====			
198 101-2000	CLAIM ON CASH-HURRICANE HARVEY	(1,283,920.55)	
198 101-3000	CLAIM ON CASH/GRANT FUND	0.00	
TOTAL 198-HURRICANE HARVEY DR#4332		(1,283,920.55)	0.00
TXDOT MCCOY RD RECONST			
=====			
199 101-2000	CLAIM ON CASH-TXDOT MCCOY RD	346,646.45	
TOTAL 199-TXDOT MCCOY RD RECONST		346,646.45	0.00
ROAD AND BRIDGE FUND/PCT			
=====			
201 101-2000	CLAIM ON CASH-R&B PCT #1	550,193.05	
TOTAL 201-ROAD & BRIDGE FUND PCT 1		550,193.05	0.00

FUND ACCT. NO.	ACCOUNT NAME	CASH	INVESTMENTS
ROAD AND BRIDGE FUND/PCT =====			
202 101-2000	CLAIM ON CASH-R&B PCT #2	861,034.17	
TOTAL 202-ROAD & BRIDGE FUND PCT 2		861,034.17	0.00
ROAD AND BRIDGE FUND/PCT =====			
203 101-2000	CLAIM ON CASH-R&B PCT #3	1,641,948.63	
TOTAL 203-ROAD & BRIDGE FUND PCT 3		1,641,948.63	0.00
ROAD AND BRIDGE FUND/PCT =====			
204 101-2000	CLAIM ON CASH-R&B PCT #4	414,508.73	
TOTAL 204-ROAD & BRIDGE FUND PCT 4		414,508.73	0.00
CETZRZ GRANT FUND =====			
210 101-2000	CLAIM ON CASH-CETZRZ	0.00	
TOTAL 210-CETZRZ GRANT FUND		0.00	0.00
CETZRZ #1 TAX INCREMENT =====			
211 101-2000	CLAIM ON CASH-CETZRZ TAX INCREM	0.00	
TOTAL 211-CETZRZ #1 TAX INCREMENT		0.00	0.00
CAPITAL CREDITS FUND =====			
215 101-2000	CLAIM ON CASH-CAPITAL CREDITS	215,940.82	
TOTAL 215-CAPITAL CREDITS FUND		215,940.82	0.00
JUVENILE RESTITUTION =====			
221 101-2000	CLAIM ON CASH-JUVEN.RESTITUT.	361.78	
TOTAL 221-JUVENILE RESTITUTION		361.78	0.00

FUND ACCT. NO.	ACCOUNT NAME	CASH	INVESTMENTS
JUVENILE PROBATION FUND			
=====			
231 101-2000	CLAIM ON CASH-JUVEN PROBAT.	26,647.77	
TOTAL 231-JUVENILE PROBATION FD		26,647.77	0.00

DRUG COURTS PROGRAMS			
=====			
240 101-2000	CLAIM ON CASH-DRUG CRT PROG	21,990.43	
TOTAL 240-DRUG COURTS PROGRAM		21,990.43	0.00

24TH JUDICIAL DIST PROB			
=====			
241 101-2000	CLAIM ON CASH-24 JUD DIST PROB	116,338.06	
TOTAL 241-24TH JUDICIAL DIST. PROB		116,338.06	0.00

VETERANS MENTAL HEALTH			
=====			
260 101-2000	CLAIM ON CASH-VETS MENTAL HLTH	0.00	
TOTAL 260-VETERANS MENTAL HEALTH		0.00	0.00

JUSTICE TECHNOLOGY FUND			
=====			
281 101-2000	CLAIM ON CASH-JUSTICE TECH.	14,238.21	
TOTAL 281-JUSTICE TECHNOLOGY FD.		14,238.21	0.00

FAMILY PROTECTION FEE FD			
=====			
282 101-2000	CLAIM ON CASH-FAM PROTECT FEE	5,175.00	
TOTAL 282-FAMILY PROTECTION FEE FD		5,175.00	0.00

CO/DIST TECHNOLOGY FD			
=====			
283 101-2000	CLAIM ON CASH-CO/DIST TECHNOL	27,863.66	
TOTAL 283-CO/DIST TECHNOLOGY FD		27,863.66	0.00

FUND ACCT. NO.	ACCOUNT NAME	CASH	INVESTMENTS
<u>CO/DIST TECH IMPV GNT</u>			
=====			
285 101-2000	CLAIM ON CASH-CO/DIST TECH IMP	0.00	
TOTAL 285-CO/DIST TECH IMP #3111701		0.00	0.00

<u>CDA PROCESSING FEE FUND</u>			
=====			
300 101-2000	CLAIM ON CASH-CDA PROCESS FEE	1,216.80	
TOTAL 300-CDA PROCESSING FEE FUND		1,216.80	0.00

<u>BOND FORFEITURE COMM</u>			
=====			
301 101-2000	CLAIM ON CASH-BOND FORFEITURE	11,018.62	
TOTAL 301-BOND FORFEITURE COMM		11,018.62	0.00

<u>CDA STATE JUDICIARY FUND</u>			
=====			
302 101-2000	CLAIM ON CASH-CDA STATE JUD.	2,733.39	
TOTAL 302-CDA STATE JUDICIARY FUND		2,733.39	0.00

<u>CDA VICTIMS ASSISTANCE GR</u>			
=====			
305 101-2000	CLAIM ON CASH-CDA VICTIMS ASST	(11,687.24)	
TOTAL 305-CDA VICTIMS ASSIST GRANT		(11,687.24)	0.00

<u>VICTIM COORD/LIASON GNT</u>			
=====			
306 101-2000	CLAIM ON CASH-SO VICT COORD	(8,695.70)	
TOTAL 306-VICTIM COORD/LIASON GNT		(8,695.70)	0.00

<u>4/H ACTIVITY CENTER</u>			
=====			
310 101-2000	CLAIM ON CASH-4/H ACTIVITY CNT	8,523.69	
TOTAL 310-4/H ACTIVITY CENTER		8,523.69	0.00

FUND ACCT. NO.	ACCOUNT NAME	CASH	INVESTMENTS
AIRPORT FUND			
=====			
321 101-2000	CLAIM ON CASH-AIRPORT FUND	(35,126.62)	
321 101-3000	CASH IN BANK/AIRPORT DRAFTING	148,117.64	
321 151-1000	TREASURY BILLS		0.00
321 151-1001	TEXPOOL INVESTMENTS		0.00
321 151-1005	LOCAL GOVT. INVEST COOP		0.00
	TOTAL 321-AIRPORT FUND	112,991.02	0.00

AIRPORT GRANT FUND			
=====			
322 101-2000	CLAIM ON CASH-AIRPORT GRANT	(6,243.58)	
	TOTAL 322-AIRPORT GRANT FUND	(6,243.58)	0.00

AIRPORT CAPITAL PROJECTS			
=====			
323 101-2000	CLAIM ON CASH-AIRP CAPITAL PRO	0.00	
	TOTAL 323-AIRPORT CAPITAL PROJECTS	0.00	0.00

SPECIAL SERVICE FUND			
=====			
330 101-2000	CLAIM ON CASH-SPECIAL SERVICE	932,310.16	
	TOTAL 330-SPECIAL SERVICE FUND	932,310.16	0.00

TXDOT LITTER CONTROL			
=====			
332 101-2000	CLAIM ON CASH-TXDOT LITTER CON	0.00	
	TOTAL 332-TXDOT LITTER CONTROL	0.00	0.00

BORDER SECUR 2010/2011			
=====			
335 101-2000	CLAIM ON CASH-BORD SEC 2010/11	0.00	
	TOTAL 335-BORDER SECURITY 2010/2011	0.00	0.00

FUND ACCT. NO.	ACCOUNT NAME	CASH	INVESTMENTS
STONEGARDEN GRANT			
=====			
336 101-2000	CLAIM ON CASH-STONEGARDEN GNT	(49,055.69)	
TOTAL 336-STONEGARDEN 2010SST0-0008		(49,055.69)	0.00

BYRNE JAG PROGRAM			
=====			
339 101-2000	CLAIM ON CASH-BYRNE JAG PROG	0.00	
TOTAL 339- BYRNE JAG PROGRAM		0.00	0.00

HIGH INTENSITY DRUG TRAF			
=====			
340 101-2000	CLAIM ON CASH-HIGH INTENSITY	(8,107.71)	
TOTAL 340-HIGH INTENSITY DRUG TRAFF		(8,107.71)	0.00

STATE FEE ACCOUNT			
=====			
350 101-2000	CLAIM ON CASH-STATE FEE FD	137,785.19	
TOTAL 350-STATE FEE ACCOUNT		137,785.19	0.00

MENTAL HLTH PEACE OFF FD			
=====			
356 101-2000	CLAIM ON CASH-MENTAL SO/GB	(11,917.34)	
TOTAL 356-MENTAL HEALTH PEACE OFF		(11,917.34)	0.00

BISD SCHOOL RESOURCE OFF			
=====			
358 101-2000	CLAIM ON CASH-BISD SCHL RESOUR	(10,589.40)	
TOTAL 358-BISD SCHOOL RESOURCE OFF		(10,589.40)	0.00

SHERIFF'S FORFEITURE FD			
=====			
360 101-2000	CLAIM ON CASH-SHERIFF FORFEIT	315,197.18	
360 151-1001	TEXPOOL INVESTMENTS		0.00
360 151-1005	LOCAL GOVT. INVEST. COOP.		0.00
TOTAL 360-SHERIFF'S FORFEITURE FUND		315,197.18	0.00

FUND	ACCT. NO.	ACCOUNT NAME	CASH	INVESTMENTS
SHERIFF'S DONATION FUND				
=====				
361	101-2000	CLAIM ON CASH-SHERIFF DONATION	506.11	
TOTAL 361-SHERIFF'S DONATION FUND			506.11	0.00
SHER DOJ FEDERAL FORFEIT				
=====				
362	101-2000	CLAIM ON CASH-SO DOJ FED FORFE	315,848.49	
TOTAL 362-SHERIFF DOJ FED. FORFEIT.			315,848.49	0.00
CDA CONTRABAND FORFEITURE				
=====				
370	101-2000	CLAIM ON CASH-CDA CONTRA FORF	645,813.34	
370	151-1005	LOCAL GOVT. INVEST. COOP.		0.00
TOTAL 370-CDA CONTRABAND FORFEITURE			645,813.34	0.00
CDA DOJ EQUITABLE SHARE				
=====				
371	101-2000	CLAIM ON CASH-CDA DOJ EQUIT	1,054.82	
TOTAL 371-CDA DOJ EQUITABLE SHARE			1,054.82	0.00
SHERIFF DOT FEDERAL FORF				
=====				
372	101-2000	CLAIM ON CASH-SO DOT FED FORF.	82,526.84	
TOTAL 372-SHERIFF DOT FEDERAL FORF			82,526.84	0.00
SHERIFF COMMISSARY FUND				
=====				
380	101-2000	CLAIM ON CASH-SHER. COMMISSARY	220,914.13	
TOTAL 380-SHERIFF COMMISSARY FUND			220,914.13	0.00
JUVENILE COMMISSARY FUND				
=====				
390	101-2000	CLAIM ON CASH-JUV COMMISSARY	6,607.76	
TOTAL 390-JUVENILE COMMISSARY FUND			6,607.76	0.00

FUND	ACCT. NO.	ACCOUNT NAME	CASH	INVESTMENTS
GOLIAD CO JUV PROB SERV				
=====				
394	101-2000	CLAIM ON CASH-GOLIAD CO JUV PR	(737.38)	
TOTAL 394-GOLIAD CO JUV PROB SERV			(737.38)	0.00
VISD SRO REIMBURSEMENT				
=====				
395	101-2000	CLAIM ON CASH-VISD SRO REIMB	(101,538.87)	
TOTAL 395-VISD SRO REIMBURSEMENT			(101,538.87)	0.00
HEALTH INSURANCE FUND				
=====				
410	101-2000	CLAIM ON CASH-HEALTH INSUR	(158,002.72)	
410	101-3000	CASH IN BANK/BOON CHAPMAN	788.86	
TOTAL 410-HEALTH INSURANCE FUND			(157,213.86)	0.00
EMPLOYEE BENEFIT FUND				
=====				
420	101-2000	CLAIM ON CASH-EMPLOYEE BENEF	5,909.36	
TOTAL 420-EMPLOYEE BENEFIT FUND			5,909.36	0.00
ELECTIONS ADM SPECIAL				
=====				
450	101-2000	CLAIM ON CASH-ELECT ADM SPEC	9,003.93	
TOTAL 450-ELECTIONS ADM SPECIAL			9,003.93	0.00
ELECTIONS CHAPTER 19				
=====				
457	101-2000	CLAIM ON CASH-ELECT CHAPT 19	(75.98)	
TOTAL 457-ELECTIONS CHAPTER 19 FD			(75.98)	0.00
TAX ASSESSOR SPECIAL				
=====				
499	101-3000	FVNB SPECIAL INVENTORY ACCT.	724,935.47	
TOTAL 499-TAX ASSESSOR SPECIAL			724,935.47	0.00

FUND ACCT. NO.	ACCOUNT NAME	CASH	INVESTMENTS
HISTORICAL COMMISSION			
=====			
500 101-2000	CLAIM ON CASH-HISTORICAL COMM	25,431.76	
		-----	-----
	TOTAL 500-HISTORICAL COMMISSION	25,431.76	0.00
		-----	-----
CHILD WELFARE BOARD			
=====			
515 101-2000	CLAIM ON CASH-CHILD WELFARE BD	53,866.23	
		-----	-----
	TOTAL 515-CHILD WELFARE BOARD	53,866.23	0.00
		-----	-----
DEBT SERVICE			
=====			
700 101-2000	CLAIM ON CASH-DEBT SERVICE	511,802.89	
		-----	-----
	TOTAL 700-DEBT SERVICE	511,802.89	0.00
		-----	-----
LAW LIBRARY FUND			
=====			
720 101-2000	CLAIM ON CASH-LAW LIBRARY FD	58,174.27	
		-----	-----
	TOTAL 720-LAW LIBRARY FUND	58,174.27	0.00
		-----	-----
CAPITAL PROJECTS FUND			
=====			
770 101-2000	CLAIM ON CASH-CAPITAL PROJECTS	0.00	
		-----	-----
	TOTAL 770-CAPITAL PROJECTS FUND	0.00	0.00
		-----	-----
VICTORIA HEALTH DEPT			
=====			
800 101-2000	CLAIM ON CASH-HEALTH DEPT	(358,459.72)	
800 101-3000	CASH IN BANK/HLTH 340B DRAFT.	10,052.94	
		-----	-----
	TOTAL 800-VICTORIA HEALTH DEPT.	(348,406.78)	0.00
		-----	-----
TX A&M UNIV HLTH SCIENCE			
=====			
801 101-2000	CLAIM ON CASH-TX A&M HLTH SCI	0.00	
		-----	-----
	TOTAL 801-TX A&M UNIV HLTH SCIENCE	0.00	0.00
		-----	-----

FUND	ACCT. NO.	ACCOUNT NAME	CASH	INVESTMENTS
MEDICAID ADM CLAIM FD				
=====				
802	101-2000	CLAIM ON CASH-MEDICAID ADM CLM	2,917.75	
			-----	-----
		TOTAL 802-MEDICAID ADM CLAIMS FD	2,917.75	0.00
			-----	-----
TEXAS HOME VISITING GNT				
=====				
803	101-2000	CLAIM ON CASH-TX HOME VISITING	0.00	
			-----	-----
		TOTAL 803-TEXAS HOME VISITING GRANT	0.00	0.00
			-----	-----
VICTORIA WIC PROGRAM				
=====				
810	101-2000	CLAIM ON CASH-WIC PROGRAM	(189,609.11)	
			-----	-----
		TOTAL 810-VICTORIA WIC PROGRAM	(189,609.11)	0.00
			-----	-----
NAVARRO PROJECT FUND				
=====				
845	101-2000	CLAIM ON CASH-NAVARRO LEASE	275,722.59	
845	101-3000	CASH/BK NY/INTEREST	0.00	
845	101-3001	CASH/BK NY/PRINCIPAL	0.00	
845	101-3002	CASH/BK NY/PROJECT	0.00	
845	101-3003	CASH/BK NY/RESERVE (2017)	0.00	
			-----	-----
		TOTAL 845-NAVARRO PROJECT FUND	275,722.59	0.00
			-----	-----
FLEXIBLE BENEFITS PLAN				
=====				
870	101-2000	CASH-FLEX BEN-DENTAL,LIFE,VSN	4,671.75	
870	101-3000	CASH IN BANK/PROSPERITY BANK	44,392.69	
			-----	-----
		TOTAL 870-FLEXIBLE BENEFITS PLAN	49,064.44	0.00
			-----	-----
LEOSE FUND				
=====				
880	101-2000	CLAIM ON CASH-LEOSE FUND	42,637.63	
			-----	-----
		TOTAL 880-LEOSE FUND	42,637.63	0.00
			-----	-----

FUND	ACCT. NO.	ACCOUNT NAME	CASH	INVESTMENTS
LONG-TERM DEBT				
=====				
970	101-3000	2017 BDS/ESCROW ACCT/BKNY	0.00	
TOTAL 970-LONG-TERM DEBT			0.00	0.00

TOTAL CASH AND INVESTMENTS			35,018,275.66	9,419,887.30
=====				
*** END OF REPORT ***				
		Pooled Cash	(16,992,401.90)	9,419,887.30
			18,025,873.76	9,419,887.30

FUND	ACCT. NO.	ACCOUNT NAME	CASH	INVESTMENTS
VICTORIA COUNTY HOSPITAL				
=====				
820	101-1000	HOSPITAL FUND	35,591,962.02	
820	101-2004	CMC 125 PLAN	162,855.64	
820	101-3000	CMC ACCTS PAYABLE	(1,038,726.46)	
820	101-4000	CMC PAYROLL	201.22	
820	101-4100	CMC MEDICAL PROFESS #214125768	100.01	
820	101-4105	CMC MEDICAL PROFESS #217301213	3,424,343.69	
820	101-4200	CMC WEIGHT MANAGEMENT CNTR	285,213.19	
820	101-4300	CMC HOME HEALTH AGENCY	432,689.25	
820	101-5001	ARBORETUM NURSE /REHAB/WINNIE	0.00	
820	101-5002	MATAGORDA NURSING & REHAB	171,138.94	
820	101-5003	TWIN PINES NURSING & REHAB	249,135.98	
820	101-5004	SHADY OAKS NURSING & REHAB	77,951.30	
820	101-5005	AMISTAD NURSING & REHAB	0.00	
820	101-5006	GANADO NURSING & REHAB	261,628.26	
820	101-5007	CUERO NURSING & REHAB	113,867.28	
820	101-5008	STEVENS NURSE & REHAB/HALLETTS	91,198.26	
820	101-5009	PORT LAVACA NURSING & REHAB	131,572.29	
820	101-5010	SOUTHBROOKE NURSING & REHAB	120,378.22	
820	101-5011	WHARTON NURSING & REHAB	186,562.46	
820	101-5012	YOAKUM NURSING & REHAB	85,184.29	
820	151-1004	CERTIFICATES OF DEPOSIT		0.00
820	151-1005	LOCAL GOVT. INVEST. COOP.		0.00
TOTAL 820-VICTORIA COUNTY HOSPITAL			40,347,255.84	0.00
			-----	-----
TOTAL CASH AND INVESTMENTS			40,347,255.84	0.00
			=====	=====

*** END OF REPORT ***

INTEREST EARNED STATEMENT
NOVEMBER 2017

FUND	FUND NAME	2014	2015	2016	2017 YR TO DATE	CURRENT MONTH
100	GENERAL FUND	114,629.90	132,753.81	141,158.01	224,102.03	18,395.94
200	ROAD & BRIDGE FUND	21,510.19	22,985.61	25,906.60	42,298.90	2,889.02
700	DEBT SERVICE	12,561.34	2,888.49	2,957.82	4,545.51	368.04
770	CAPITAL PROJECTS	17259.45	16716.80	8,745.15	471.42	0.00
	Sub-Total Budgeted Funds	165,960.88	175,344.71	178,767.58	271,417.86	21,653.00
119	CLERK'S ARCHIVE	0.00	225.59	907.32	2,059.33	231.85
240	DRUG COURTS PROGRAM	68.58	78.21	82.26	154.08	18.30
300	CDA PROCESSING FEE	6.30	67.69	71.58	54.07	1.09
310	4-H ACTIVITY CENTER	96.37	89.05	75.33	109.37	7.19
320	AIRPORT	0.00	0.00	0.00	0.00	0.00
321	AIRPORT	309.41	443.31	452.30	1,009.88	119.64
330	SPECIAL SERVICE	772.95	1166.83	4351.37	6,703.15	662.15
360	SHERIFF'S FORFEITURE	901.33	594.00	438.82	1,781.35	264.57
361	SHERIFF'S DONATION	81.08	3.11	0.00	5.36	0.42
362	SHERIFF'S DOJ	0.00	0.00	0.00	2,722.73	279.37
370	CDA CONTRABAND FORFEIT.	3065.17	2236.01	1762.99	4,174.26	543.13
371	CDA DOJ EQUITABLE SHARE	5.10	5.18	5.20	8.61	0.88
372	SHERIFF DOT FED FORFEIT	514.41	489.88	496.00	1,169.59	68.68
380	SHERIFF COMMISSARY	510.00	679.59	994.68	2,013.10	193.75
390	JUVENILE COMMISSARY	28.70	30.48	31.55	53.74	5.50
410	HEALTH INSURANCE	545.49	1631.10	1165.44	1,474.81	112.27
450	ELECTION ADMINISTRATOR	4.87	50.48	25.19	126.83	8.11
499	TAX ASSESSOR SPECIAL	1396.74	1331.38	1286.14	2,961.49	580.04
500	HISTORICAL COMMISSION	81.75	94.69	101.10	198.27	21.82
800	HEALTH DEPT DRAFTING	0.00	0.00	0.00	52.94	8.50
870	FLEXIBLE BENEFIT PLAN	46.29	53.41	75.17	247.42	40.21
820	HOSPITAL	350535.64	354089.26	232331.08	337,554.79	31,733.29
820	CMC 125 PLAN	201.70	274.40	314.75	937.41	138.50
830	CMC ACCOUNTS PAYABLE	8757.77	9,980.45	8,506.89	11,528.61	1,117.95
840	CMC PAYROLL	1832.92	2,047.24	2,244.93	3,115.41	201.22
820	CMC MEDICAL PROFESSIONAL	0.00	12,823.46	23,236.23	56,190.12	2,612.45
890	CMC FUNDED DEPRECIATION	7401.06	0.00	0.00	0.00	0.00
820	CMC HOME HEALTH	0.00	0.00	0.00	1,115.19	310.68
820	CMC WEIGHT MGMT	0.00	0.00	0.00	1,705.76	238.09
820	CMC NURSING HOMES	112348.78	4,263.58	3,072.85	8,007.40	1,264.91
950	NAVIGATION DISTRICT	31844.73	27,397.88	16,176.19	30,223.52	2,817.22
950	NAVIG CONSTRUCTION 2012A	6761.70	7.58	0.26	0.79	0.09
950	NAVIG. CONSTRUCTION 2015	0.00	6,452.40	40,712.19	62,158.96	6,478.45
950	NAVIG 2012A/B INT& SINKING	7.70	500.96	1,042.11	2,576.13	376.38
950	NAVIG. INTEREST & SINKING	139.97	104.93	33.22	26.33	3.85
	TOTAL	694,227.39	602,556.84	518,760.72	813,638.66	72,113.55