



## County of Victoria

Telephone (361) 575-8588  
Fax (361) 576-4912  
115 N. Bridge St., Suite 241  
Victoria, TX 77901  
skennedy@vctx.org

**Sean Kennedy, CIO**  
**County Treasurer**

**January 25, 2010**

Honorable Judge Donald R. Pozzi  
Victoria County Commissioners' Court

Chapter 2256.023, Local Government Code (The Public Funds Investment Act), requires the investment officer of each local government to submit to its governing body a quarterly report of investment transactions.

The attached report details investments for Victoria County, Citizens Medical Center, and Victoria County Navigation District for the quarter ending December 31, 2009.

The combined portfolios total \$117,641,150.64 and have been managed with an emphasis on safety, liquidity and yield. The portfolio for the quarter is diversified with 51% in cash, 49% in collateralized CD's and a minimal amount in L.O.G.I.C. Pool, with a combined average interest rate of .7859%.

The Federal Reserve Bank has not changed the Fed Fund Interest rate this quarter. The outlook is for the Fed Fund interest rate to remain stable. CD rates continue to decline as does the interest rate received from investments in L.O.G.I.C. Pool. Interest bearing checking accounts at First Victoria earn .45% and investment cash accounts earn .50%

Pledged collateral of bank deposits held by First Victoria Bank is closely monitored, and was above the limits required by our depository contract.

Respectfully submitted,

A handwritten signature in blue ink that reads "Sean Kennedy".

Sean Kennedy, CIO  
Victoria County Treasurer

FUND	PURCH DATE	ORIGINAL FACE	CURRENT FACE	DESCRIPTION	MAT DATE	Call Date	NET YIELD	PURCH PRICE	BEGINNING BOOK VALUE	BEGINNING MARKET VALUE	ENDING BOOK VALUE	ENDING MARKET VALUE	ACTION
<b>VICTORIA COUNTY</b>													
100	6/30/2009	5,000,000	0	Certificate of Deposit	12/30/2009		0.900%	5,000,000.00	5,000,000.00	5,000,000.00	5,000,000.00	5,000,000.00	
			0	Certificate of Deposit				0.00	0.00	0.00	0.00	0.00	
				Gov't Agencies, Disc Notes				0.00	0.00	0.00	0.00	0.00	
		5,000,000	0	TOTAL INVESTMENTS				5,000,000.00	5,000,000.00	5,000,000.00	5,000,000.00	5,000,000.00	
<b>COUNTY FUNDS INVESTED</b>													
				CASH ON HAND			0.500%		5,000,000.00	5,000,000.00	5,000,000.00	5,000,000.00	
				TOTAL					12,651,340.85	10,775,430.82	10,775,430.82	10,775,430.82	
<b>CITIZENS MEDICAL CENTER</b>													
820	7/22/2009	0	0	L.O.G.I.C. POOL			0.270%	0.00	731.33	731.33	731.83	731.83	
820	7/22/2009	17,500,000	17,500,000	Certificate of Deposit	4/19/2010		1.050%	0.00	0.00	0.00	0.00	0.00	
820	7/22/2009	17,500,000	17,500,000	Certificate of Deposit	1/19/2010		0.900%	17,500,000.00	17,500,000.00	17,500,000.00	17,500,000.00	17,500,000.00	
820	11/25/2009	0	20,000,000	Certificate of Deposit	2/23/2010		0.600%	20,000,000.00	0.00	0.00	20,000,000.00	20,000,000.00	
820	8/25/2009	20,000,000	0	Certificate of Deposit	11/23/2009		0.650%	20,000,000.00	20,000,000.00	20,000,000.00	20,000,000.00	20,000,000.00	
		55,000,000	55,000,000	TOTAL INVESTMENTS				55,000,731.33	55,000,731.33	55,000,731.83	55,000,731.83	55,000,731.83	
<b>HOSPITAL FUNDS INVESTED</b>													
				CASH ON HAND			0.500%		55,000,731.33	55,000,731.33	55,000,731.83	55,000,731.83	
				TOTAL					41,117,574.10	43,845,989.04	43,845,989.04	43,845,989.04	
				TOTAL					96,118,305.43	98,846,720.87	98,846,720.87	98,846,720.87	
<b>NAVIGATION DISTRICT</b>													
				L.O.G.I.C. POOL - BOND FUND			0.270%		873.22	873.22	873.81	873.81	
				L.O.G.I.C. POOL - OPERATING FUND			0.270%		916.28	916.28	916.91	916.91	
		0	0	Certificates of Deposit			0.000%	0.00	0.00	0.00	0.00	0.00	
		0	0	Certificates of Deposit			0.000%	0.00	0.00	0.00	0.00	0.00	
		0	3,000,000	Certificates of Deposit	8/19/2010		1.150%	3,000,000.00	3,000,000.00	3,000,000.00	3,000,000.00	3,000,000.00	
		0	3,000,000	TOTAL INVESTMENTS				3,001,789.50	3,001,789.50	3,001,790.72	3,001,790.72	3,001,790.72	
<b>NAVIGATION DISTRICT INVESTMENTS</b>													
				CASH ON HAND			0.500%		3,001,789.50	3,001,789.50	3,001,790.72	3,001,790.72	
				TOTAL					6,350,679.01	5,017,208.23	5,017,208.23	5,017,208.23	
				TOTAL					9,352,468.51	8,018,998.95	8,018,998.95	8,018,998.95	

BANK BALANCE - NOT BOOK BALANCE

FUND	PURCH DATE	ORIGINAL FACE	CURRENT FACE	DESCRIPTION	MAT DATE	Call Date	NET YIELD	PURCH PRICE	BEGINNING BOOK VALUE	BEGINNING MARKET VALUE	ENDING BOOK VALUE	ENDING MARKET VALUE	ACTION
		60,000,000	58,000,000	<b>GRAND TOTAL INVESTMENTS</b>					63,002,520.83	63,002,520.83	58,002,522.55	58,002,522.55	

**CASH & INVESTMENT SUMMARY BY FUND**

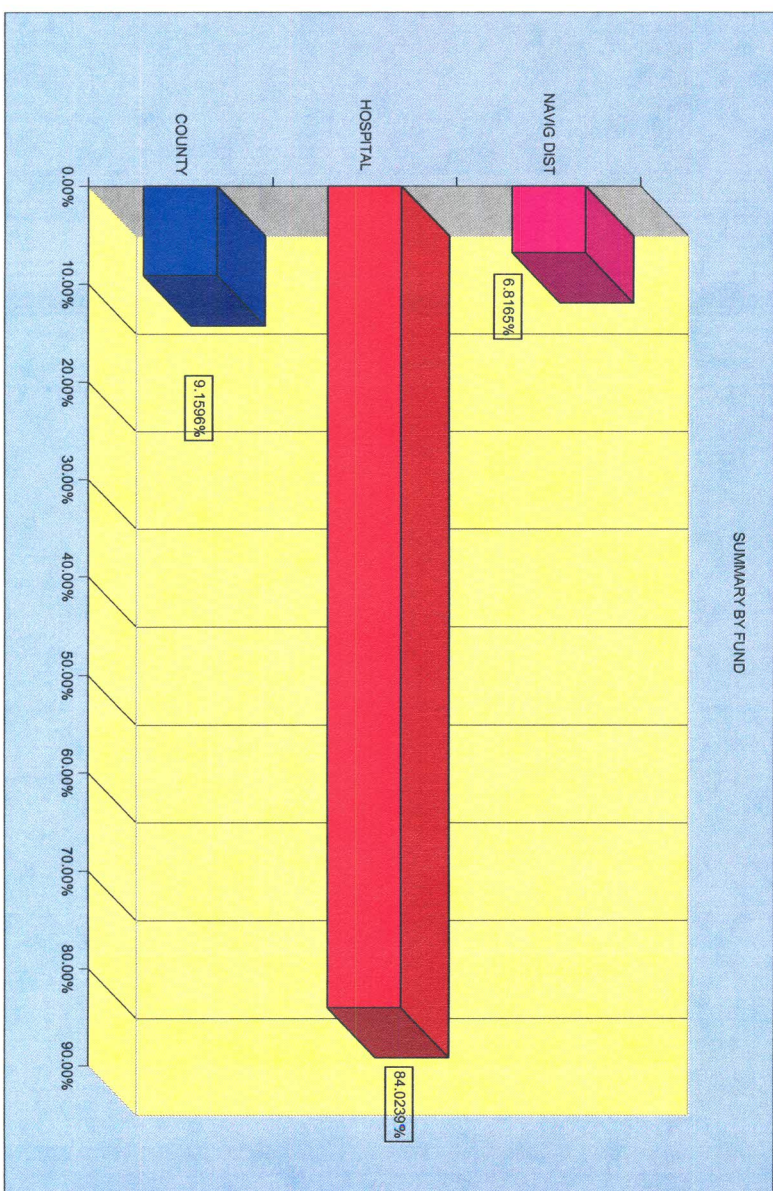
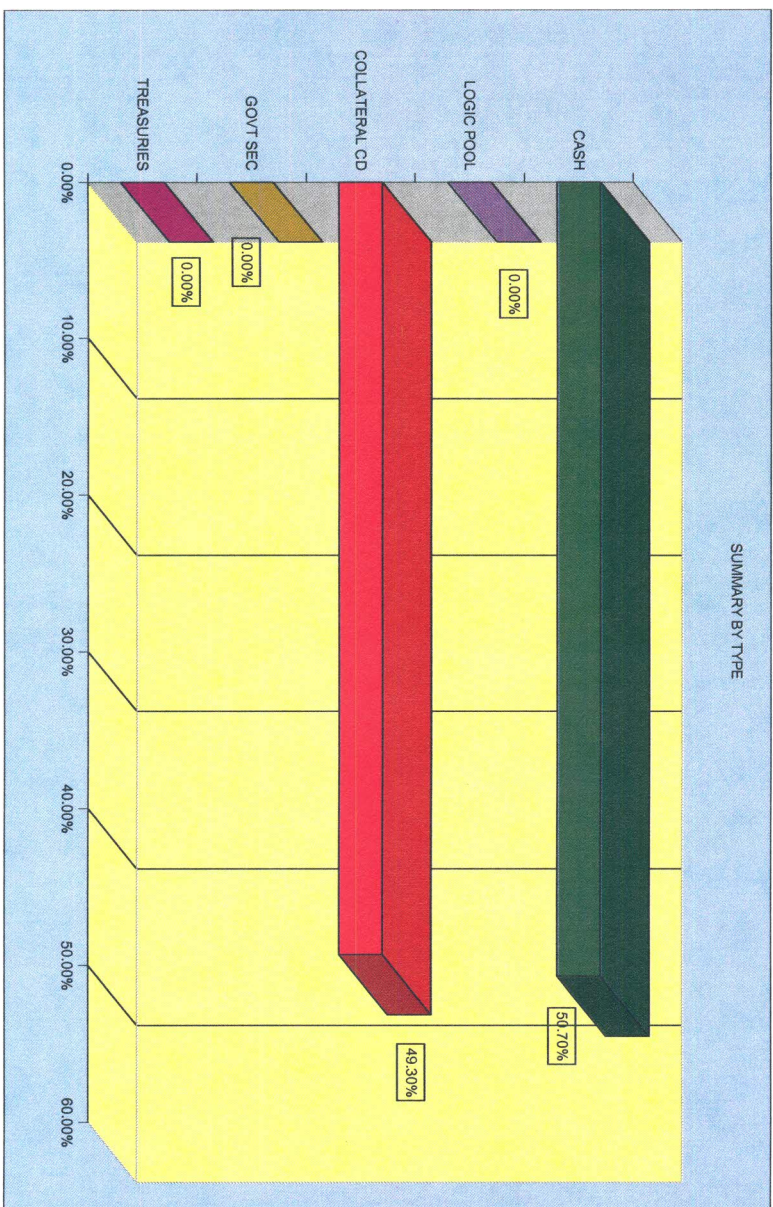
TOTAL COUNTY FUNDS  
 TOTAL HOSPITAL FUNDS  
 TOTAL NAVIGATION DISTRICT FUNDS

	OCTOBER 1, 2009	DECEMBER 31, 2009
TOTAL COUNTY FUNDS	10,7104%	12,651,340.85
TOTAL HOSPITAL FUNDS	81.3720%	96,118,305.43
TOTAL NAVIGATION DISTRICT FUNDS	7.9176%	9,352,468.51
	100.00%	118,122,114.79
	Above totals include cash.	
		10,775,430.82
		98,846,720.87
		8,018,998.95
		117,641,150.64
	Above totals include cash.	

**INVESTMENT SUMMARY BY TYPE**

TREASURIES  
 GOVERNMENT SECURITIES  
 CERTIFICATES OF DEPOSIT  
 LOGIC POOL  
 TOTAL INVESTMENT OTHER THAN CASH  
 TOTAL CASH

TREASURIES	0.0000%	0.00	0.00	0.0000%
GOVERNMENT SECURITIES	0.0000%	0.00	0.00	0.0000%
CERTIFICATES OF DEPOSIT	53.3346%	63,000,000.00	58,000,000.00	49.3025%
LOGIC POOL	0.0021%	2,520.83	2,522.55	0.0021%
TOTAL INVESTMENT OTHER THAN CASH	53.3368%	63,002,520.83	58,002,522.55	49.3046%
TOTAL CASH	46.6632%	55,119,593.96	59,638,628.09	50.6954%
	100.00%	118,122,114.79	117,641,150.64	100.00%



VICTORIA COUNTY  
 PORTFOLIO INVENTORY  
 DECEMBER 31, 2009

9/30/2009 Mat Date	Type	Par	Coupon	Cusip	Purch Date	Purch Yield	Beginning		Ending		Change in Market	Change in Balance	D-T-M	% of Portfolio	Call Date	Wgt Avg Mat	Fund	Market Gain/ Loss	Invest Number
							Book Value	Market Value	Book Value	Market Value									
9/30/2009	Cash						55,119,593.96	55,119,593.96	59,638,628.09	59,638,628.09		4,519,034.13	1	50.695%			ALL		
12/30/2009	CD COLLATERALIZED	5,000,000.00			6/30/2009	0.000%	5,000,000.00	5,000,000.00	0.00	0.00		(5,000,000.00)	0	0.000%			100		
1/19/2010	CD COLLATERALIZED	17,500,000.00			7/22/2009	0.900%	17,500,000.00	17,500,000.00	17,500,000.00	17,500,000.00		0.00	19	14.876%			820		
4/19/2010	CD COLLATERALIZED	17,500,000.00			7/22/2009	1.050%	17,500,000.00	17,500,000.00	17,500,000.00	17,500,000.00		0.00	109	14.876%			820		
2/23/2010	CD COLLATERALIZED	20,000,000.00			11/25/2009	0.600%	20,000,000.00	20,000,000.00	20,000,000.00	20,000,000.00		0.00	54	17.001%			820		
8/19/2010	CD COLLATERALIZED	3,000,000.00				0.000%	0.00	0.00	0.00	0.00		0.00	0	0.000%					
		3,000,000.00			8/19/2009	1.150%	3,000,000.00	3,000,000.00	3,000,000.00	3,000,000.00		0.00	231	2.550%			NAV OPERAT		
9/30/2009	Investment Pools																		
	LOGIC					0.2296%	2,520.83	2,520.83	2,522.55	2,522.55		1.72	1	0.002%			ALL		
	U S Treasuries						0.00	0.00	0.00	0.00							100.000%		
	U S Agencies																		
	Total U S Agencies	0					0.00	0.00	0.00	0.00		0.00	0	0.000%					0.00
	TOTAL	0					118,122,114.79	118,122,114.79	117,641,150.64	117,641,150.64		0.00	2	100.00%					0.00


Avg Yld on total  
 portfolio

0.7859%

Maturity Break  
 by Book Value

Overnight Funds	59,641,150.64
31-365 days	58,000,000.00
366-730 days	0.00
1-2 yrs	117,641,150.64

\* All short-term callable  
 Investments



VICTORIA COUNTY TRANSACTION REPORT  
DECEMBER 31, 2009

**PURCHASES:**

Fund	Settle Date	CUSIP	Security Type	Par	Coupon	Maturity	Call Date	Purchase Price	Purchase Principal	Purchase Premium	Purchase Acrr Int	Total Settlement	Broker	Yield	Investment Number
820	11/25/2009		CD	20,000,000.00		2/23/2010						20,000,000.00		0.0000%	0
				0.00								0.00		0.0000%	0
												0.00		0.6000%	10-223
												0.00		0.0000%	0

**CALLED:**

Fund	Purchase Date	CUSIP	Security Type	Par	Coupon	Maturity	Call Date	Purch Price	Call Price	Sale Principal	Sale Interest	Gain/(Loss)	Total Settlement	Book Value	Yield	Investment Number
NONE																

**MATURITIES:**

Fund	Purchase Date	CUSIP	Security Type	Par	Coupon	Maturity	Purch Price	Call Price	Sale Principal	Sale Interest	Gain/(Loss)	Total Settlement	Yield	Investment Number
820	8/25/2009		CD	20,000,000.00		11/23/2009	100.00		20,000,000.00	32,071.92	0.00	20,032,071.92	0.6500%	09-1123
100	6/30/2009		CD	5,000,000.00		12/30/2009	100.00		5,000,000.00	22,561.64	0.00	5,022,561.64	0.9000%	09-1230
				0.00					0.00	0.00	0.00	0.00	0.0000%	
									0.00	54,633.56	0.00	0.00	0.0000%	

INTEREST EARNED STATEMENT  
DECEMBER  
2009

FUND	FUND NAME	2005	2006	2007	2008	2009
						YR TO DATE
100	GENERAL FUND	409,405.03	795,541.51	931,043.98	381,906.66	136,009.22
200	ROAD & BRIDGE FUND	81,884.21	125,029.77	153,267.99	72,560.72	21,956.19
231	JUVENILE PROBATION FUND	3,379.31	3,535.02	5,450.21	2,770.89	872.44
600	ROAD BONDS SINKING	4,132.58	4,390.94	3,904.28	1,994.88	514.94
640	JAIL BONDS SINKING	3,620.76	3,622.42	4,067.68	2,259.03	584.55
660	COURTHOUSE BDS SKG	3,530.94	3,626.93	3,824.92	1,937.44	497.32
670	BRIDGE ST. ANNEX BDS SKG	5,462.29	6,094.04	6,628.14	3,340.75	912.81
700	DEBT SERVICE	0.00	0.00	0.00	0.00	404.85
710	LATERAL ROAD FUND	2,751.76	4,711.48	3,690.26	314.73	0.00
720	LAW LIBRARY FUND	1,115.71	1,929.54	1,272.64	549.28	152.07
750	ROAD BONDS FUND	17,000.96	3,519.18	0.00	0.00	0.00
770	BRIDGE STREET ANNEX FUND	0.00	0.00	0.00	0.00	0.00
	<b>Sub-Total Budgeted Funds</b>	<b>532,283.55</b>	<b>952,000.83</b>	<b>1,113,150.10</b>	<b>467,634.38</b>	<b>161,904.39</b>
120	RECORDS MANAGEMENT	8,841.00	10,616.37	8,301.66	2,420.95	485.89
121	COURTHOUSE SECURITY	946.92	1,728.10	2,023.39	900.16	222.11
122	JUSTICE CRT BLDG SECURITY	0.00	175.55	683.86	408.60	170.51
123	DIST CLERK RECORD MGMT	59.75	155.70	202.53	134.99	43.85
221	JUVENILE RESTITUTION	0.00	0.00	0.00	0.72	0.00
240	DRUG COURTS PROGRAM	0.00	0.00	6.21	104.95	78.82
265	FED FOSTER CARE	17,221.94	19,659.02	15,927.90	5,013.47	439.36
280	JUVENILE DELQ PREVENTION	3.10	4.77	5.20	2.36	0.75
281	JUSTICE TECHNOLOGY FUND	753.36	1,516.39	2,142.88	884.63	179.42
300	CDA PROCESSING FEE	5,084.73	7,107.63	6,514.81	2,574.46	525.20
310	4-H SHOOTING RANGE	1,554.25	2,299.76	2,422.30	666.91	179.35
320	AIRPORT	16,831.83	14,116.27	6,936.66	6,138.95	960.07
321	AIRPORT RETAINAGE	3.22	0.00	0.00	777.71	505.20
330	SPECIAL SERVICE FUND	30,100.63	35,549.87	8,743.89	2,157.44	617.59
338	SCAAP	0.00	0.00	0.00	196.46	148.83
340	LOCAL LAW ENF BLK GRNT	385.42	218.08	0.00	0.00	0.00
360	SHERIFF'S SPECIAL PURPOSE	1,388.22	1,696.03	1,800.66	799.84	232.76
361	SHERIFF'S DONATION	0.00	0.00	0.00	0.00	4.81
370	CDA CONTRABAND FORFEIT.	1,501.09	1,835.59	2,641.25	1,316.29	528.83
371	CDA HOMELAND FORFEITURE	1,239.94	366.11	0.00	0.00	0.00
372	CDA DOT FED FORFEITURE	623.02	454.19	51.04	0.00	0.00
380	COMMISSARY FUND	2,892.32	4,195.02	3,489.11	1,180.30	249.28
390	JUVENILE COMMISSARY	79.63	140.21	168.55	76.99	25.76
410	HEALTH INSURANCE	34.26	15.97	1,767.50	0.00	0.00
420	EMPLOYEE BENEFIT FUND	213.17	314.50	317.79	92.65	21.69
450	ELECTION ADMINISTRATOR	260.91	311.60	404.25	29.88	77.82
499	TAX ASSR SPECIAL FUND	13,077.79	20,541.98	15,538.55	5,842.95	1,080.66
500	HISTORICAL COMMISSION	487.73	694.86	757.61	335.83	103.68
845	NAVARRO LEASE PROJECT	8,025.78	7,340.76	9,250.64	2,799.79	119.18
870	FLEXIBLE BENEFIT PLAN	1,067.33	1,133.68	1,705.51	836.01	200.19
820	HOSPITAL	1,723,279.71	3,531,360.67	4,284,495.35	2,213,727.61	664,106.49
820	CMC 125 PLAN	778.83	1,255.53	1,328.92	537.29	169.61
830	CMC ACCOUNTS PAYABLE	35,990.50	54,090.66	60,897.43	29,124.43	7,315.11
840	CMC PAYROLL	8,720.21	13,366.58	20,158.51	6,691.00	3,391.45
870	CMC PROF. LIABILITY	25,905.50	27,578.16	39,981.47	16,100.22	4,416.27
890	CMC FUNDED DEPRECIATION	264,688.40	387,317.55	510,318.43	228,083.97	71,913.80
950	NAVIGATION DISTRICT	233,885.89	397,641.69	303,366.57	121,655.90	93,930.64
950	NAVIG DISTRICT RETAINAGE	0.00	0.00	0.00	0.00	0.00
960	NAVIG. CONSTRUCTION FUND	0.19	1.02	2.75	65,077.00	83,419.05
960	CONSTRUCTION ESCROW	269.44	12.95	0.00	0.00	0.00
970	NAVIG. INTEREST & SINKING	8,456.74	13,426.16	5,359.66	3,158.07	1,231.21
	<b>TOTAL</b>	<b>2,946,936.30</b>	<b>5,510,239.81</b>	<b>6,430,862.94</b>	<b>3,187,483.16</b>	<b>1,098,999.63</b>