

MINUTES OF COUNTY FINANCES  
TREASURER'S REPORT  
MONTHLY- OCTOBER 2022  
CORRECTED

IN THE MATTER OF COUNTY FINANCES  
IN THE HANDS OF PAIGE FOSTER  
TREASURER OF VICTORIA COUNTY, TEXAS

COMMISSIONERS' COURT  
VICTORIA COUNTY, TEXAS  
IN SPECIAL SESSION  
REGULAR TERM  
DECEMBER 12, 2022



IN ACCORDANCE with Section 114.026, Local Government Code, we, the undersigned, constituting the entire Commissioners Court of said County, certify that on the 12th day of December 2022, at the Special Session of a Regular Term of Court. We compared and examined the monthly report of Paige Foster, Treasurer of Victoria County, Texas, for September 2022, and finding the same correct, entered an order in the Minutes approving said Report, which states total cash and investments on hand as \$111,502,914.77



Danny Garcia, Commissioner Pct. 1

Absent

Gary Burns, Commissioner Pct. 3


  
Ben Zeller, County Judge

Kevin M. Jarak, Commissioner Pct. 2


Absent

Clint C. Ives, Commissioner Pct. 4


SWORN TO AND SUBSCRIBED BEFORE ME, by Ben Zeller, County Judge, and County Commissioners of said Victoria County, each respectively, on this the 12th day of December, A.D., 2022.

  
Attest: Heidi Easley, County Clerk  
By: Belinda Sepulveda  
Chief Deputy

FILED FOR RECORD THIS 12<sup>th</sup> DAY OF December A.D. 2022, and recorded on the 12<sup>th</sup> day of December, A.D. 2022.

  
Heidi Easley, County Clerk and  
Ex-Officio Clerk of the Commissioners  
Court in and for Victoria County, Texas.

By: Stefanie Tumlinson  
Deputy **Stefanie Tumlinson**



MONTHLY REPORT OF

PAIGE FOSTER, COUNTY TREASURER

VICTORIA COUNTY, TEXAS

FOR THE MONTH OF OCTOBER 2022

This report, presented for the approval of the Commissioners' Court, in accordance with Vernon's Texas Codes Annotated, Local Government Code, and Section 83.002 (a) (3), and Title 10, Chapter 2256, Government Code (Public Funds Investment Act), is true and correct to the best of my knowledge and belief, according to the records of this office.

A handwritten signature in cursive script, appearing to read 'Paige Foster', is written over a horizontal line.

PAIGE FOSTER  
COUNTY TREASURER

VICTORIA COUNTY  
INVESTMENTS ON HAND  
OCTOBER 30, 2022

FUND	INV. NO.	PURCH DATE	PAR AMOUNT	DESCRIPTION	MAT DATE	CALL DATE	NET YIELD	PURCH PRICE	INDIV FND AMOUNT	TOTAL INVESTMENT	MARKET PRICE	MARKET VALUE
<u>VICTORIA COUNTY</u>												
				L.O.G.I.C. POOL			3.117%			2,302,271.30		2,302,271.30
				CERTIFICATE OF DEPOSIT			2.196%			11,386,000.00		10,873,177.37
				CASH ON HAND-COUNTY FUNDS			0.400%			29,729,530.05		29,729,530.05
				<u>TOTAL COUNTY FUNDS</u>						<u>43,417,801.35</u>		<u>42,904,978.72</u>
<u>CITIZENS MEDICAL CENTER</u>												
				L.O.G.I.C. POOL			0.000%			0.00		0.00
				CERTIFICATE OF DEPOSIT			0.000%			0.00		0.00
BANK BALANCE				CMC NURSING HOMES			0.400%			536,123.43		536,123.43
				CASH ON HAND-CITIZENS MEDICAL CENTER			0.400%			65,701,182.85		65,701,182.85
				<u>TOTAL HOSPITAL FUNDS</u>						<u>66,237,306.28</u>		<u>66,237,306.28</u>
<u>NAVIGATION DISTRICT</u>												
				CASH ON HAND 2015 CONSTRUCTION			0.000%			0.00		0.00
				CASH ON HAND 2015 INTEREST & SINKING PROMOTION AND DEVELOPMENT FUND			0.400%			394,747.24		394,747.24
				CASH ON HAND-2012A/B INTEREST/SINKING			0.400%			335,699.47		335,699.47
BANK BALANCE				CASH ON HAND-NAVIGATION DISTRICT			0.400%			474,558.25		474,558.25
				<u>TOTAL NAVIGATION DIST FUNDS</u>						<u>642,802.18</u>		<u>642,802.18</u>
				<u>SUMMARY TOTAL PORTFOLIO</u>								
				TOTAL COUNTY FUNDS						43,417,801.35	38.9387%	42,904,978.72
				TOTAL HOSPITAL FUNDS						66,237,306.28	59.4041%	66,237,306.28
BANK BALANCE				TOTAL NAVIGATION DISTRICT FUNDS						1,847,807.14	1.6572%	1,847,807.14
				<u>TOTAL FUNDS</u>						<u>111,502,914.77</u>	<u>100.00%</u>	<u>110,990,092.14</u>
				CASH ON HAND - ALL FUNDS						97,814,643.47	87.72%	97,814,643.47
				PLEGDED SECURITIES - ALL FUNDS						144,476,075.28		126,968,285.53
				CERTIFICATES OF DEPOSIT						11,386,000.00	10.21%	10,873,177.37
				MONEY MKT MUTUAL FUNDS						0.00	0.00%	0.00
				L.O.G.I.C. POOL						2,302,271.30	2.06%	2,302,271.30
				GOVERNMENT SECURITIES						0.00	0.00%	0.00
				<u>TOTAL INVESTMENTS</u>						<u>13,688,271.30</u>	<u>12.28%</u>	<u>13,175,448.67</u>
				<u>TOTAL PORTFOLIO INCLUDING CASH</u>						<u>111,502,914.77</u>	<u>100.00%</u>	<u>110,990,092.14</u>

MEMO FROM  
 VICTORIA COUNTY TREASURER  
 MATURITY

Please J/E the MATURITY of CD and interest posted to account 7060021849 **October 6, 2022**

SETTLE  
 10/6/2022


CUSIP# 85916VDL6

STERLING BK POPLAR

MBS \$ 245,000.00

	CR 151-1003 PRINCIPAL	CR 361-1010 GAIN	CR 361-1000 INTEREST	DR 101-2000
General Fund 100	\$ 245,000.00	\$ -	\$ -	\$ 245,000.00

MATURE  
 10/6/2022




---

Paige Foster  
 Victoria County Treasurer

## CASH &amp; INVESTMENTS BY FUND

AS OF: OCTOBER 31ST, 2022

FUND	ACCT. NO.	ACCOUNT NAME	CASH	INVESTMENTS
POOLED CASH - APCA				
=====				
001	101-2000	POOLED CASH	27,257,119.03	
001	101-2005	POOLED CASH-PAYROLL	1,257.72	
TOTAL 001-POOLED CASH - APCA			27,258,376.75	0.00
GENERAL FUND				
=====				
100	101-2000	CLAIM ON CASH-GENERAL FUND	6,910,350.83	
100	101-3000	VC CREDIT CARD CLEARING ACCT	109,750.09	
100	151-1003	CERTIFICATE OF DEPOSIT		11,631,000.00
100	151-1005	LOCAL GOVT. INVEST. COOP.		2,291,531.06
TOTAL 100-GENERAL FUND			7,020,100.92	13,922,531.06
EMERGENCY MGMT				
=====				
108	101-2000	CLAIM ON CASH-EMER MGMT	( 439,103.26)	
TOTAL 108-EMERGENCY MGMT			( 439,103.26)	0.00
LEPC FUND				
=====				
109	101-2000	CLAIM ON CASH-LEPC	15,268.56	
TOTAL 109-LEPC FUND			15,268.56	0.00
J. P. SPECIAL FUND				
=====				
110	101-2000	CLAIM ON CASH-J.P. SPECIAL FD	667.15	
TOTAL 110-J.P. SPECIAL FUND			667.15	0.00
COURT-INITIATED GUARDIANS				
=====				
117	101-2000	CLAIM ON CASH-COURT INITIATED	6,506.65	
TOTAL 117-COURT-INITIATED GUARDIANS			6,506.65	0.00

CASH & INVESTMENTS BY FUND

AS OF: OCTOBER 31ST, 2022 OCTOBER 31ST, 2022

FUND ACCT. NO.	ACCOUNT NAME	CASH	INVESTMENTS
<b>COUNTY JURY FUND</b>			
=====			
118	101-2000 CLAIM ON CASH-COUNTY JURY FUND	4,699.60	
	TOTAL 118-COUNTY JURY FUND	4,699.60	0.00
<b>CO CLERK ARCHIVE FEE FD</b>			
=====			
119	101-2000 CLAIM ON CASH-CO CLK ARCHIVE	437,607.63	
	TOTAL 119-CO CLERK ARCHIVE FEE FD	437,607.63	0.00
<b>RECORDS MANAGEMENT FUND</b>			
=====			
120	101-2000 CLAIM ON CASH-RECORD MGMT	203,177.82	
	TOTAL 120-RECORDS MANAGEMENT FUND	203,177.82	0.00
<b>COURTHOUSE SECURITY FUND</b>			
=====			
121	101-2000 CLAIM ON CASH-CRTHSE SECURITY	143,022.43	
	TOTAL 121-COURTHOUSE SECURITY FUND	143,022.43	0.00
<b>JUSTICE CT BLDG SECURITY</b>			
=====			
122	101-2000 CLAIM ON CASH-JP CRT BLD SECUR	27,377.31	
	TOTAL 122-JUSTICE CT BLDG SECURITY	27,377.31	0.00
<b>DIST. CLERK RECORDS MGMT</b>			
=====			
123	101-2000 CLAIM ON CASH-DIST CLK REC MGT	27,660.39	
	TOTAL 123-DIST. CLERK RECORD MGMT	27,660.39	0.00
<b>CO CLERK OF THE COURT</b>			
=====			
124	101-2000 CLAIM ON CASH-CO CLRK OF COUR	56,860.21	
	TOTAL 124-CO CLERK OF THE COURT	56,860.21	0.00

CASH & INVESTMENTS BY FUND

AS OF: OCTOBER 31ST, 2022 OCTOBER 31ST, 2022

FUND ACCT. NO.	ACCOUNT NAME	CASH	INVESTMENTS
<b>DIST CLERK OF THE COURT</b>			
=====			
125 101-2000	CLAIM ON CASH-DIST CLRK OF CRT	44,589.62	
TOTAL 125-DIST CLERK OF THE COURT		44,589.62	0.00
<b>COURT REPORTER SERVICE</b>			
=====			
126 101-2000	CLAIM ON CASH-CRT REPORTER SRV	28,299.39	
TOTAL 126-COURT REPORTER SERVICE		28,299.39	0.00
<b>COURT FACILITY FEE FUND</b>			
=====			
127 101-2000	CLAIM ON CASH-CRT FACILITY FEE	22,271.32	
TOTAL 127-COURT FACILITY FEE FUND		22,271.32	0.00
<b>CDBG-DR LOCAL BUYOUT</b>			
=====			
128 101-2000	CLAIM ON CASH-CDBG-DR LOCAL BU	( 4,315.23)	
TOTAL 128-CDBG-DR LOCAL BUYOUT		( 4,315.23)	0.00
<b>LANGUAGE ACCESS FUND</b>			
=====			
129 101-2000	CLAIM ON CASH-LANGUAGE ACCESS	8,659.66	
TOTAL 129-LANGUAGE ACCESS FUND		8,659.66	0.00
<b>PATRIOT PARK DONATION FD</b>			
=====			
140 101-2000	CLAIM ON CASH-PATRIOT PRK DON	3,001.56	
TOTAL 140-PATRIOT PARK DONATION FD		3,001.56	0.00
<b>SHERIFF'S SPECIAL FUND</b>			
=====			
150 101-2000	CLAIM ON CASH-SHERIFFS SPECIAL	14,695.60	
150 101-3000	PROPERTY TAX SALE ACCOUNT	72,545.99	
TOTAL 150-SHERIFF'S SPECIAL FUND		87,241.59	0.00

CASH & INVESTMENTS BY FUND

AS OF: OCTOBER 31ST, 2022 OCTOBER 31ST, 2022

FUND ACCT. NO.	ACCOUNT NAME	CASH	INVESTMENTS
<b>CONSTABLE'S SPECIAL FUND</b>			
=====			
155 101-2000	CLAIM ON CASH-CONSTABLES SPEC	0.00	
TOTAL 155-CONSTABLE'S SPECIAL FUND		0.00	0.00
-----			
<b>CLERK'S SPECIAL FUND</b>			
=====			
160 101-2000	CLAIM ON CASH-CLERKS SPECIAL	7.00	
TOTAL 160-CLERK'S SPECIAL FUND		7.00	0.00
-----			
<b>AMERICAN RESCUE PLAN</b>			
=====			
190 101-2000	CLAIM ON CASH-AMERICAN RESCUE	12,726,876.83	
TOTAL 190-AMERICAN RESCUE PLAN		12,726,876.83	0.00
-----			
<b>DR-4586 2021 WINTER WEATH</b>			
=====			
191 101-2000	CLAIM ON CASH-DR-4586 2021 WIN	2,073.90	
TOTAL 191-DR-4586 2021 WINTER WEATH		2,073.90	0.00
-----			
<b>COVID19</b>			
=====			
192 101-2000	CLAIM ON CASH-COVID19	540,380.68	
TOTAL 192-COVID19		540,380.68	0.00
-----			
<b>GULF/MEXICO ENERGY SEC</b>			
=====			
195 101-2000	CLAIM ON CASH-GULF MEXICO ENGY	597,525.23	
TOTAL 195-GULF/MEXICO ENERGY SEC.		597,525.23	0.00
-----			
<b>HMGP DR-4332-0149 SO&amp;JAIL</b>			
=====			
196 101-2000	CLAIM ON CASH-HMGP DR-4332-014	0.00	
TOTAL 196-HMGP DR-4332-0149 SO&JAIL		0.00	0.00
-----			



CASH & INVESTMENTS BY FUND

AS OF: OCTOBER 31ST, 2022 OCTOBER 31ST, 2022

FUND ACCT. NO.	ACCOUNT NAME	CASH	INVESTMENTS
<b>FEMA HAZARD MIT FUND</b>			
=====			
197	101-2000 CLAIM ON CASH-FEMA HAZARD MIT	0.00	
TOTAL 197- FEMA HAZARD MIT. FD		0.00	0.00
-----			
<b>HURRICANE HARVEY DR#4332</b>			
=====			
198	101-2000 CLAIM ON CASH-HURRICANE HARVEY	( 29,125.12)	
198	101-3000 CLAIM ON CASH/GRANT FUND	0.00	
TOTAL 198-HURRICANE HARVEY DR#4332		( 29,125.12)	0.00
-----			
<b>TXDOT MCCOY RD RECONST</b>			
=====			
199	101-2000 CLAIM ON CASH-TXDOT MCCOY RD	9,330.14	
TOTAL 199-TXDOT MCCOY RD RECONST		9,330.14	0.00
-----			
<b>ROAD AND BRIDGE FUND/PCT</b>			
=====			
201	101-2000 CLAIM ON CASH-R&B PCT #1	804,566.77	
TOTAL 201-ROAD & BRIDGE FUND PCT 1		804,566.77	0.00
-----			
<b>ROAD AND BRIDGE FUND/PCT</b>			
=====			
202	101-2000 CLAIM ON CASH-R&B PCT #2	1,299,995.33	
TOTAL 202-ROAD & BRIDGE FUND PCT 2		1,299,995.33	0.00
-----			
<b>ROAD AND BRIDGE FUND/PCT</b>			
=====			
203	101-2000 CLAIM ON CASH-R&B PCT #3	917,329.53	
TOTAL 203-ROAD & BRIDGE FUND PCT 3		917,329.53	0.00
-----			
<b>ROAD AND BRIDGE FUND/PCT</b>			
=====			
204	101-2000 CLAIM ON CASH-R&B PCT #4	504,575.53	
TOTAL 204-ROAD & BRIDGE FUND PCT 4		504,575.53	0.00
-----			

CASH & INVESTMENTS BY FUND

AS OF: OCTOBER 31ST, 2022      OCTOBER 31ST, 2022

FUND ACCT. NO.	ACCOUNT NAME	CASH	INVESTMENTS
<b>CTIF GRANT FUND</b>			
=====			
210 101-2000	CLAIM ON CASH-CTIF	0.00	
TOTAL 210-CTIF GRANT FUND		0.00	0.00
<b>CAPITAL CREDITS FUND</b>			
=====			
215 101-2000	CLAIM ON CASH-CAPITAL CREDITS	99,857.61	
TOTAL 215-CAPITAL CREDITS FUND		99,857.61	0.00
<b>JUVENILE RESTITUTION</b>			
=====			
221 101-2000	CLAIM ON CASH-JUVEN.RESTITUT.	18.99	
TOTAL 221-JUVENILE RESTITUTION		18.99	0.00
<b>JUVENILE PROBATION FUND</b>			
=====			
231 101-2000	CLAIM ON CASH-JUVEN PROBAT.	62,398.79	
TOTAL 231-JUVENILE PROBATION FD		62,398.79	0.00
<b>DRUG COURTS PROGRAMS</b>			
=====			
240 101-2000	CLAIM ON CASH-DRUG CRT PROG	121.30	
TOTAL 240-DRUG COURTS PROGRAM		121.30	0.00
<b>24TH JUDICIAL DIST PROB</b>			
=====			
241 101-2000	CLAIM ON CASH-24 JUD DIST PROB	( 108.23)	
TOTAL 241-24TH JUDICIAL DIST. PROB		( 108.23)	0.00
<b>COUNTY SPECIALTY COURT</b>			
=====			
245 101-2000	CLAIM ON CASH-CNTY SPECIALTY	10,546.23	
TOTAL 245-COUNTY SPECIALTY COURT		10,546.23	0.00

CASH & INVESTMENTS BY FUND

AS OF: OCTOBER 31ST, 2022 OCTOBER 31ST, 2022

FUND ACCT. NO.	ACCOUNT NAME	CASH	INVESTMENTS
<b>LOCAL TRUANCY PREVENTION</b>			
=====			
280 101-2000	CLAIM ON CASH-LOCAL TRUANCY	28,162.32	
TOTAL 280-LOCAL TRUANCY PREVENTIONS		28,162.32	0.00
<b>JUSTICE TECHNOLOGY FUND</b>			
=====			
281 101-2000	CLAIM ON CASH-JUSTICE TECH.	9,603.64	
TOTAL 281-JUSTICE TECHNOLOGY FD.		9,603.64	0.00
<b>FAMILY PROTECTION FEE FD</b>			
=====			
282 101-2000	CLAIM ON CASH-FAM PROTECT FEE	2,513.26	
TOTAL 282-FAMILY PROTECTION FEE FD		2,513.26	0.00
<b>CO/DIST TECHNOLOGY FD</b>			
=====			
283 101-2000	CLAIM ON CASH-CO/DIST TECHNOL	19,937.09	
TOTAL 283-CO/DIST TECHNOLOGY FD		19,937.09	0.00
<b>CHILD ABUSE PREVENTION</b>			
=====			
286 101-2000	CLAIM ON CASH-CHILD ABUSE PRV	159.47	
TOTAL 286-CHILD ABUSE PREVENTION		159.47	0.00
<b>CDA PROCESSING FEE FUND</b>			
=====			
300 101-2000	CLAIM ON CASH-CDA PROCESS FEE	5,815.50	
TOTAL 300-CDA PROCESSING FEE FUND		5,815.50	0.00
<b>BOND FORFEITURE COMM</b>			
=====			
301 101-2000	CLAIM ON CASH-BOND FORFEITURE	35,785.28	
TOTAL 301-BOND FORFEITURE COMM		35,785.28	0.00

CASH & INVESTMENTS BY FUND

AS OF: OCTOBER 31ST, 2022      OCTOBER 31ST, 2022

FUND ACCT. NO.	ACCOUNT NAME	CASH	INVESTMENTS
<b>CDA STATE JUDICIARY FUND</b>			
=====			
302	101-2000 CLAIM ON CASH-CDA STATE JUD.	5,664.27	
TOTAL 302-CDA STATE JUDICIARY FUND		5,664.27	0.00
<b>PRETRIAL INTERVENTION</b>			
=====			
303	101-2000 CLAIM ON CASH-PRETRIAL INTERV	66,806.50	
TOTAL 303-PRETRIAL INTERVENTION		66,806.50	0.00
<b>VICTORIA CNTY CARE COURT</b>			
=====			
304	101-2000 CLAIM ON CASH-CARE COURT	2,276.91	
TOTAL 304-VICTORIA CNTY CARE COURT		2,276.91	0.00
<b>CDA VICTIMS ASSISTANCE GR</b>			
=====			
305	101-2000 CLAIM ON CASH-CDA VICTIMS ASST	( 12,975.13)	
TOTAL 305-CDA VICTIMS ASSIST GRANT		( 12,975.13)	0.00
<b>VICTIM COORD/LIASON GNT</b>			
=====			
306	101-2000 CLAIM ON CASH-SO VICT COORD	( 13,265.07)	
TOTAL 306-VICTIM COORD/LIASON GNT		( 13,265.07)	0.00
<b>SCAAP PROGRAM</b>			
=====			
307	101-2000 CLAIM ON CASH-SCAAP PROGRAM	2,815.00	
TOTAL 307-SCAAP PROGRAM		2,815.00	0.00
<b>TEXAS VINE GRANT</b>			
=====			
308	101-2000 CLAIM ON CASH-TX VINE GRANT	( 4,648.06)	
TOTAL 308-TEXAS VINE GRANT		( 4,648.06)	0.00

CASH & INVESTMENTS BY FUND

AS OF: OCTOBER 31ST, 2022 OCTOBER 31ST, 2022

FUND	ACCT. NO.	ACCOUNT NAME	CASH	INVESTMENTS
<b>4/H ACTIVITY CENTER</b>				
=====				
310	101-2000	CLAIM ON CASH-4/H ACTIVITY CNT	6,247.40	
TOTAL 310-4/H ACTIVITY CENTER			6,247.40	0.00
<b>AIRPORT FUND</b>				
=====				
321	101-2000	CLAIM ON CASH-AIRPORT FUND	492,313.97	
321	101-3000	CASH IN BANK/AIRPORT DRAFTING	463,583.79	
321	151-1000	TREASURY BILLS		0.00
321	151-1001	TEXPOOL INVESTMENTS		0.00
321	151-1005	LOCAL GOVT. INVEST COOP		0.00
TOTAL 321-AIRPORT FUND			955,897.76	0.00
<b>AIRPORT GRANT FUND</b>				
=====				
322	101-2000	CLAIM ON CASH-AIRPORT GRANT	( 40,657.50)	
TOTAL 322-AIRPORT GRANT FUND			( 40,657.50)	0.00
<b>AIRPORT CAPITAL PROJECTS</b>				
=====				
323	101-2000	CLAIM ON CASH-AIRP CAPITAL PRO	178,484.71	
TOTAL 323-AIRPORT CAPITAL PROJECTS			178,484.71	0.00
<b>SPECIAL SERVICE FUND</b>				
=====				
330	101-2000	CLAIM ON CASH-SPECIAL SERVICE	933,485.38	
TOTAL 330-SPECIAL SERVICE FUND			933,485.38	0.00
<b>JAG-REG TASK FORCE APPREH</b>				
=====				
331	101-2000	CLAIM ON CASH-JAG REG TASK FOR	0.00	
TOTAL 331-JAG-REG TASK FORCE APPREH			0.00	0.00

CASH & INVESTMENTS BY FUND

AS OF: OCTOBER 31ST, 2022 OCTOBER 31ST, 2022

FUND ACCT. NO.	ACCOUNT NAME	CASH	INVESTMENTS
OOG FY 2020 CESF			
=====			
332 101-2000	CLAIM ON CASH-OOG FY2020 CESF	0.00	
TOTAL 332-OOG FY 2020 CESF		0.00	0.00
BJA FY 2020 CESF			
=====			
333 101-2000	CLAIM ON CASH-BJA FY 2020 CESF	0.00	
TOTAL 333-BJA FY 2020 CESF		0.00	0.00
SWB RURAL LAW ENFORCEMENT			
=====			
334 101-2000	CLAIM ON CASH-SWB RURAL LAW EN	0.00	
TOTAL 334-SWB RURAL LAW ENFORCEMENT		0.00	0.00
OPERATION LONE STAR GRANT			
=====			
335 101-2000	CLAIM ON CASH-OPERATION LONE S	( 359,668.09)	
TOTAL 335-OPERATION LONE STAR GRANT		( 359,668.09)	0.00
STONEGARDEN GRANT			
=====			
336 101-2000	CLAIM ON CASH-STONEGARDEN GNT	( 30,311.72)	
TOTAL 336-STONEGARDEN 2010SST0-0008		( 30,311.72)	0.00
JAG-LESS LETHAL FORCE			
=====			
337 101-2000	CLAIM ON CASH-JAG LESS LETHAL	0.00	
TOTAL 337-JAG-LESS LETHAL FORCE		0.00	0.00
CLICK IT OR TICKET			
=====			
338 101-2000	CLAIM ON CASH-GCRPC 9-1-1	17,384.12	
TOTAL 338-GCRPC - 9-1-1 ALLOCATION		17,384.12	0.00

CASH & INVESTMENTS BY FUND

AS OF: OCTOBER 31ST, 2022 OCTOBER 31ST, 2022

FUND ACCT. NO.	ACCOUNT NAME	CASH	INVESTMENTS
<b>BYRNE JAG PROGRAM</b>			
=====			
339 101-2000	CLAIM ON CASH-BYRNE JAG PROG	0.00	
TOTAL 339-BYRNE JAG PROGRAM		0.00	0.00
<b>HIGH INTENSITY DRUG TRAF</b>			
=====			
340 101-2000	CLAIM ON CASH-HIGH INTENSITY	( 15,099.85)	
TOTAL 340-HIGH INTENSITY DRUG TRAFF		( 15,099.85)	0.00
<b>GCRPC SOLID WASTE GRANT</b>			
=====			
341 101-2000	CLAIM ON CASH-GCRPC SOLID WAST	0.00	
TOTAL 341-GCRPC SOLID WASTE GRNT		0.00	0.00
<b>BODY WORN CAMERA PROG</b>			
=====			
342 101-2000	CLAIM ON CASH-BODY WORN CAMERA	9,155.66	
TOTAL 342-BODY WORN CAMERA PROG		9,155.66	0.00
<b>RIFLE REST BODY ARM GNT</b>			
=====			
343 101-2000	CLAIM ON CASH-RIFLE RESIT BODY	0.00	
TOTAL 343-RIFLE RESIT BODY ARMOR GN		0.00	0.00
<b>FIREFIGHTERS GRANT</b>			
=====			
344 101-2000	CLAIM ON CASH-FIREFIGHTERS GNT	0.00	
TOTAL 344-FIREFIGHTERS GRANT		0.00	0.00
<b>FERAL HOG GRANT</b>			
=====			
345 101-2000	CLAIM ON CASH-FERAL HOG GRANT	0.00	
TOTAL 345-FERAL HOG GRANT		0.00	0.00

CASH & INVESTMENTS BY FUND

AS OF: OCTOBER 31ST, 2022      OCTOBER 31ST, 2022

FUND	ACCT. NO.	ACCOUNT NAME	CASH	INVESTMENTS
TXCDBG WCID1 BLOOMINGTON				
=====				
346	101-2000	CLAIM ON CASH-WCID1 BLOOMING	0.00	
TOTAL 346-TXCDBG GNT-WCID1 BLOOM.			0.00	0.00
TXCDBG WCID2 PLACEDO				
=====				
347	101-2000	CLAIM ON CASH-WCID2 PLACEDO	16,763.86	
TOTAL 347-TXCDBG GNT- WCID2 PLACEDO			16,763.86	0.00
CDBG HURRICANE HARVEY DR				
=====				
348	101-2000	CLAIM ON CASH-CDBG HUR HARVEY	0.00	
TOTAL 348-CDBG HURRICANE HARVEY DR			0.00	0.00
STATE FEE ACCOUNT				
=====				
350	101-2000	CLAIM ON CASH-STATE FEE FD	58,492.43	
TOTAL 350-STATE FEE ACCOUNT			58,492.43	0.00
PESC MENTAL HEALTH DEPUTY				
=====				
355	101-2000	CLAIM ON CASH-PESC MENTAL HLTH	( 2,021.40)	
TOTAL 355-PESC MENTAL HEALTH DEPUTY			( 2,021.40)	0.00
MENTAL HLTH PEACE OFF FD				
=====				
356	101-2000	CLAIM ON CASH-MENTAL SO/GB	( 69,349.29)	
TOTAL 356-MENTAL HEALTH PEACE OFF			( 69,349.29)	0.00
BISD SCHOOL RESOURCE OFF				
=====				
358	101-2000	CLAIM ON CASH-BISD SCHL RESOUR	( 14,961.40)	
TOTAL 358-BISD SCHOOL RESOURCE OFF			( 14,961.40)	0.00



CASH & INVESTMENTS BY FUND

AS OF: OCTOBER 31ST, 2022 OCTOBER 31ST, 2022

FUND	ACCT. NO.	ACCOUNT NAME	CASH	INVESTMENTS
<b>SHERIFF'S FORFEITURE FD</b>				
=====				
360	101-2000	CLAIM ON CASH-SHERIFF FORFEIT	698,207.71	
360	151-1001	TEXPOOL INVESTMENTS		0.00
360	151-1005	LOCAL GOVT. INVEST. COOP.		0.00
TOTAL 360-SHERIFF'S FORFEITURE FUND			698,207.71	0.00
<b>SHERIFF'S DONATION FUND</b>				
=====				
361	101-2000	CLAIM ON CASH-SHERIFF DONATION	0.00	
TOTAL 361-SHERIFF'S DONATION FUND			0.00	0.00
<b>SHER DOJ FEDERAL FORFEIT</b>				
=====				
362	101-2000	CLAIM ON CASH-SO DOJ FED FORFE	48,695.69	
TOTAL 362-SHERIFF DOJ FED. FORFEIT.			48,695.69	0.00
<b>CDA CONTRABAND FORFEITURE</b>				
=====				
370	101-2000	CLAIM ON CASH-CDA CONTRA FORF	913,513.46	
370	151-1005	LOCAL GOVT. INVEST. COOP.		0.00
TOTAL 370-CDA CONTRABAND FORFEITURE			913,513.46	0.00
<b>CDA DOJ EQUITABLE SHARE</b>				
=====				
371	101-2000	CLAIM ON CASH-CDA DOJ EQUIT	1,107.87	
TOTAL 371-CDA DOJ EQUITABLE SHARE			1,107.87	0.00
<b>SHERIFF DOT FEDERAL FORF</b>				
=====				
372	101-2000	CLAIM ON CASH-SO DOT FED FORF.	243,965.85	
TOTAL 372-SHERIFF DOT FEDERAL FORF			243,965.85	0.00
<b>SHERIFF COMMISSARY FUND</b>				
=====				
380	101-2000	CLAIM ON CASH-SHER. COMMISSARY	673,015.80	
TOTAL 380-SHERIFF COMMISSARY FUND			673,015.80	0.00

CASH & INVESTMENTS BY FUND

AS OF: OCTOBER 31ST, 2022 OCTOBER 31ST, 2022

FUND ACCT. NO.	ACCOUNT NAME	CASH	INVESTMENTS
<b>JUVENILE COMMISSARY FUND</b>			
=====			
390 101-2000	CLAIM ON CASH-JUV COMMISSARY	7,897.00	
TOTAL 390-JUVENILE COMMISSARY FUND		7,897.00	0.00
<b>NATIONAL SCHOOL LUNCH PRG</b>			
=====			
392 101-2000	CLAIM ON CASH-NSLP	( 38,267.23)	
TOTAL 392-NATIONAL SCHOOL LUNCH PRG		( 38,267.23)	0.00
<b>VISD SRO REIMBURSEMENT</b>			
=====			
395 101-2000	CLAIM ON CASH-VISD SRO REIMB	( 92,624.33)	
TOTAL 395-VISD SRO REIMBURSEMENT		( 92,624.33)	0.00
<b>HEALTH INSURANCE FUND</b>			
=====			
410 101-2000	CLAIM ON CASH-HEALTH INSUR	( 1,548,274.41)	
410 101-3000	CASH IN BANK/BOON CHAPMAN	403.35	
TOTAL 410-HEALTH INSURANCE FUND		( 1,547,871.06)	0.00
<b>EMPLOYEE BENEFIT FUND</b>			
=====			
420 101-2000	CLAIM ON CASH-EMPLOYEE BENEF	3,673.92	
TOTAL 420-EMPLOYEE BENEFIT FUND		3,673.92	0.00
<b>ELECTIONS ADM SPECIAL</b>			
=====			
450 101-2000	CLAIM ON CASH-ELECT ADM SPEC	45,088.08	
TOTAL 450-ELECTIONS ADM SPECIAL		45,088.08	0.00
<b>HAVA ELCTN SECURITY GRANT</b>			
=====			
454 101-2000	CLAIM ON CASH-HAVA ELECTN SECU	8,462.33	
TOTAL 454-HAVA ELECTN SECURITY GRNT		8,462.33	0.00

CASH & INVESTMENTS BY FUND

AS OF: OCTOBER 31ST, 2022 OCTOBER 31ST, 2022

FUND	ACCT. NO.	ACCOUNT NAME	CASH	INVESTMENTS
<b>HELP AMERICA VOTE GRANT</b>				
=====				
455	101-2000	CLAIM ON CASH-HELP AMER VOTE	0.00	
TOTAL 455-HELP AMERICA VOTE GRANT			0.00	0.00
<b>CTCL GRANT</b>				
=====				
456	101-2000	CLAIM ON CASH-CTCL GRANT	0.00	
TOTAL 456-CTCL GRANT			0.00	0.00
<b>ELECTIONS CHAPTER 19</b>				
=====				
457	101-2000	CLAIM ON CASH-ELECT CHAPT 19	0.00	
TOTAL 457-ELECTIONS CHAPTER 19 FD			0.00	0.00
<b>TAX ASSESSOR SPECIAL</b>				
=====				
499	101-3000	SPECIAL INVENTORY ACCT.	889,687.90	
TOTAL 499-TAX ASSESSOR SPECIAL			889,687.90	0.00
<b>HISTORICAL COMMISSION</b>				
=====				
500	101-2000	CLAIM ON CASH-HISTORICAL COMM	17,372.51	
TOTAL 500-HISTORICAL COMMISSION			17,372.51	0.00
<b>TX HIST COMM CLG GRANT</b>				
=====				
505	101-2000	CLAIM ON CASH-TX HIST COMM CL	( 8,569.28)	
TOTAL 505-TX HIST COMM CLG GRANT			( 8,569.28)	0.00
<b>CHILD WELFARE BOARD</b>				
=====				
515	101-2000	CLAIM ON CASH-CHILD WELFARE BD	20,370.02	
TOTAL 515-CHILD WELFARE BOARD			20,370.02	0.00

CASH & INVESTMENTS BY FUND

AS OF: OCTOBER 31ST, 2022 OCTOBER 31ST, 2022

FUND ACCT. NO.	ACCOUNT NAME	CASH	INVESTMENTS
<b>TIDC IMPROVEMENT GRANT</b>			
=====			
520 101-2000	CLAIM ON CASH-TIDC IMPROV GRAN	0.00	
TOTAL 520-TIDC IMPROVEMENT GRANT		0.00	0.00
<b>REBUILD TEXAS FUND</b>			
=====			
550 101-2000	CLAIM ON CASH-REBUILD TX FUND	0.00	
TOTAL 550-REBUILD TEXAS FUND		0.00	0.00
<b>DEBT SERVICE</b>			
=====			
700 101-2000	CLAIM ON CASH-DEBT SERVICE	799,479.19	
TOTAL 700-DEBT SERVICE		799,479.19	0.00
<b>LAW LIBRARY FUND</b>			
=====			
720 101-2000	CLAIM ON CASH-LAW LIBRARY FD	26,768.86	
TOTAL 720-LAW LIBRARY FUND		26,768.86	0.00
<b>CONSTRUCTION RETAINAGE</b>			
=====			
771 101-2000	CLAIM ON CASH-CONSTRN RETAIN	( 20.23)	
TOTAL 771-CONSTRUCTION RETAINAGE		( 20.23)	0.00
<b>VICTORIA HEALTH DEPT</b>			
=====			
800 101-2000	CLAIM ON CASH-HEALTH DEPT	( 916,712.55)	
800 101-3000	CASH IN BANK/HLTH 340B DRAFT.	756,942.73	
TOTAL 800-VICTORIA HEALTH DEPT.		( 159,769.82)	0.00
<b>TX A&amp;M UNIV HLTH SCIENCE</b>			
=====			
801 101-2000	CLAIM ON CASH-TX A&M HLTH SCI	0.00	
TOTAL 801-TX A&M UNIV HLTH SCIENCE		0.00	0.00

CASH & INVESTMENTS BY FUND

AS OF: OCTOBER 31ST, 2022 OCTOBER 31ST, 2022

FUND ACCT. NO.	ACCOUNT NAME	CASH	INVESTMENTS
<b>MEDICAID ADM CLAIM FD</b>			
=====			
802 101-2000	CLAIM ON CASH-MEDICAID ADM CLM	54,369.43	
TOTAL 802-MEDICAID ADM CLAIMS FD		54,369.43	0.00
<b>TEXAS HOME VISITING GNT</b>			
=====			
803 101-2000	CLAIM ON CASH-TX HOME VISITING	( 70,966.01)	
TOTAL 803-TEXAS HOME VISITING GRANT		( 70,966.01)	0.00
<b>HOGG FOUNDATION GRANT</b>			
=====			
804 101-2000	CLAIM ON CASH-HOGG FOUNDAT.	99,868.45	
TOTAL 804-HOGG FOUNDATION GNT		99,868.45	0.00
<b>HURRICANE PUBLIC HLTH GNT</b>			
=====			
805 101-2000	CLAIM ON CASH-HURRICANE PUBLIC	( 14,243.37)	
TOTAL 805-HURRICANE PUBLIC HLTH GNT		( 14,243.37)	0.00
<b>AMERICARES</b>			
=====			
806 101-2000	CLAIM ON CASH-AMERICARES	0.00	
TOTAL 806-AMERICARES		0.00	0.00
<b>VICTORIA WIC PROGRAM</b>			
=====			
810 101-2000	CLAIM ON CASH-WIC PROGRAM	( 130,012.35)	
TOTAL 810-VICTORIA WIC PROGRAM		( 130,012.35)	0.00
<b>FLEXIBLE BENEFITS PLAN</b>			
=====			
870 101-2000	CASH-FLEX BEN-DENTAL,LIFE,VSN	24,234.65	
870 101-3000	CASH IN BANK/PROSPERITY BANK	132,541.58	
TOTAL 870-FLEXIBLE BENEFITS PLAN		156,776.23	0.00

CASH & INVESTMENTS BY FUND

AS OF: OCTOBER 31ST, 2022 OCTOBER 31ST, 2022

FUND ACCT. NO.	ACCOUNT NAME	CASH	INVESTMENTS
LEOSE FUND			
=====			
880 101-2000	CLAIM ON CASH-LEOSE FUND	51,096.55	
TOTAL 880-LEOSE FUND		51,096.55	0.00
TOTAL CASH AND INVESTMENTS		56,987,906.80	13,922,531.06

\*\*\* END OF REPORT \*\*\*

Pooled Cash	(27,258,376.75)	13,922,531.06
	<u>29,729,530.05</u>	<u>13,922,531.06</u>

0.00 \*

0.00 \*

56,987,906.80 \*

27,258,376.75

29,729,530.05 \*

0.00 \*

0.00 \*

0.00 \*

0 0 0 \*  
0 0 0 \*

JND ACCT. NO.	ACCOUNT NAME	CASH	INVESTMENTS	
VICTORIA COUNTY HOSPITAL				
20	101-1000 HOSPITAL FUND	40,254,121.78		40,254,121.78 +
20	101-2004 CMC 125 PLAN	229,582.49		229,582.49 +
20	101-2010 CMC BONDS	9,839,222.90		9,839,222.90 +
20	101-3000 CMC ACCTS PAYABLE	0.00		0.00 +
20	101-4000 CMC PAYROLL	20,000.00		20,000.00 +
20	101-4100 CMC MEDICAL PROFESS #214125768	100.00		100.00 +
20	101-4105 CMC MEDICAL PROFESS #217301213	8,178,898.95		8,178,898.95 +
20	101-4200 CMC WEIGHT MANAGEMENT CNTR	590,874.17		590,874.17 +
20	101-4300 CMC HOME HEALTH AGENCY	6,588,382.56		6,588,382.56 +
20	101-5001 ARBORETUM NURSE /REHAB/WINNIE	0.00		0.00 +
20	101-5002 MATAGORDA NURSING & REHAB	2,551.74		2,551.74 +
20	101-5003 TWIN PINES NURSING & REHAB	23,102.07		23,102.07 +
20	101-5004 SHADY OAKS NURSING & REHAB	13,289.32		13,289.32 +
20	101-5005 AMISTAD NURSING & REHAB	0.00		0.00 +
20	101-5006 GANADO NURSING & REHAB	5,716.24		5,716.24 +
20	101-5007 CUERO NURSING & REHAB	0.00		0.00 +
20	101-5008 STEVENS NURSE & REHAB/HALLETTS	6,208.34		6,208.34 +
20	101-5009 PORT LAVACA NURSING & REHAB	0.00		0.00 +
20	101-5010 SOUTHBROOKE NURSING & REHAB	6,159.28		6,159.28 +
20	101-5011 WHARTON NURSING & REHAB	16,448.37		16,448.37 +
20	101-5012 YOAKUM NURSING & REHAB	0.00		0.00 +
20	101-5100 CUERO NURSING & REHAB-HUD	136,040.72		136,040.72 +
20	101-5105 STEVENS NURSE & REHAB-HUD	82,642.96		82,642.96 +
20	101-5110 PORT LAVACA NURSE & REHAB-HUD	125,898.62		125,898.62 +
20	101-5115 SOUTHBROOKE NURSE&REHAB-HUD	38,590.88		38,590.88 +
20	101-5120 WHARTON NURSING& REHAB-HUD	79,420.24		79,420.24 +
20	101-5125 YOAKUM NURSING & REHAB-HUD	0.00		0.00 +
20	101-5130 MATAGORDA NURSING & REHAB-HUD	52.11		52.11 +
20	101-5135 TWIN PINES NURSING & REHAB-HUD	2.51		2.51 +
20	101-5140 GANADO NURSING & REHAB-HUD	0.03		0.03 +
20	151-1004 CERTIFICATES OF DEPOSIT		0.00	0.00 +
20	151-1005 LOCAL GOVT. INVEST. COOP.		0.00	0.00 +
TOTAL 820-VICTORIA COUNTY HOSPITAL		66,237,306.28	0.00	66,237,306.28 +
TOTAL CASH AND INVESTMENTS		66,237,306.28	0.00	66,237,306.28 +

\*\*\* END OF REPORT \*\*\*

536,123.43 +  
65,701,182.85 +  
66,237,306.28 +  
0.00 +  
0.00 +

## CD INVESTMENTS GENERAL FUND

PERIOD ENDING 10/31/2022

ISSUER	CUSIP	BROKER	TERM	% EARN	BOOK VALUE	SETTLE	MATURE	MKT PRICE	MARKET VALUE
STERLING BANK POPLAR BLUFF MO	85916VDL6	MBS	37	1.75%		9/6/2019	10/6/2022	99.981	\$ -
ALMA BANK ASTORIA NY	020080BR7	MBS	36	1.60%	\$ 245,000.00	1/30/2020	2/7/2023	99.420	\$ 243,579.00
WELLS FARGO NATL BANK WEST LAS VEGAS NV	949495AT2	MBS	36	1.90%	\$ 245,000.00	1/30/2020	1/30/2023	99.545	\$ 243,885.25
MORGAN STANLY PRIVATE BANK	61760A6Q7	MBS	36	1.85%	\$ 245,000.00	3/6/2020	1/30/2023	99.524	\$ 243,833.80
LIVE OAK BANKING CO	538036JZ8	MBS	36	1.56%	\$ 245,000.00	3/26/2020	3/6/2023	99.190	\$ 243,015.50
AXOS BANK	05465DAG3	MBS	36	1.61%	\$ 245,000.00	5/14/2021	3/27/2023	99.041	\$ 242,650.45
GREENSTATE CREDIT UNION	39573LBF4	MBS	36	0.470%	\$ 249,000.00	6/3/2021	5/14/2024	93.794	\$ 233,547.06
NEW YORK COMMUNITY BANK	649447UP2	MBS	36	0.370%	\$ 249,000.00	6/3/2021	6/3/2024	93.481	\$ 232,767.69
BANKUNITED NA	066519RV3	MBS	36	1.020%	\$ 249,000.00	12/8/2021	12/9/2024	92.474	\$ 230,260.26
CAPITAL ONE NA	14042RQL8	MBS	36	0.860%	\$ 249,000.00	12/8/2021	12/9/2024	92.215	\$ 229,615.35
AMERICAN FRIST CU	02616AAP4	MBS	36	1.080%	\$ 249,000.00	12/30/2021	12/30/2024	92.347	\$ 229,944.03
FIRST NATIONAL BANK OF AMERICA	32110YVB8	MBS	36	0.970%	\$ 249,000.00	12/30/2021	12/30/2024	92.141	\$ 229,431.09
TEXAS EXCHANGE BANK	88241TNG1	MBS	36	1.450%	\$ 249,000.00	2/4/2022	2/4/2025	92.778	\$ 231,017.22
BEAL BANK	07371AWRO	MBS	36	1.350%	\$ 249,000.00	2/9/2022	2/5/2025	92.567	\$ 230,491.83
AMERANT BANK NA	02357QAR8	MBS	36	1.760%	\$ 249,000.00	2/28/2022	2/28/2025	93.231	\$ 232,145.19
AMERICAN EXPRESS NATL BANK	02589ABM3	MBS	36	1.920%	\$ 247,000.00	3/3/2022	3/3/2025	93.581	\$ 231,145.07
BARCLAYS BANK	06740KPE1	MBS	36	1.820%	\$ 247,000.00	3/16/2022	3/17/2025	93.257	\$ 230,344.79
GOLDMAN SACHS BANK USA 6 MONTH CALLABLE	38179M3A9	MBS	36	2.020%	\$ 249,000.00	3/16/2022	3/17/2025	93.650	\$ 233,188.50
LAFAYETTE FEDERAL CU	50625LAY9	MBS	36	2.330%	\$ 249,000.00	3/30/2022	3/31/2025	94.237	\$ 234,650.13
OCEANFIRST BANK NA	67523TAL7	MBS	24	2.070%	\$ 247,000.00	3/30/2022	4/1/2024	96.438	\$ 238,201.86
SYNCHRONY BANK	87165FJ47	MBS	36	2.280%	\$ 247,000.00	3/31/2022	3/31/2025	94.169	\$ 232,597.43
POPULAR BANK	73317AAV4	MBS	36	2.230%	\$ 247,000.00	4/6/2022	4/7/2025	93.983	\$ 232,138.01
SAFRA NATIONAL BANK	78658RHU8	MBS	24	2.220%	\$ 247,000.00	4/6/2022	4/8/2024	96.595	\$ 238,589.65
ALLY BANK	02007GPJ6	MBS	24	2.070%	\$ 247,000.00	4/7/2022	4/8/2024	96.387	\$ 238,075.89
BMW BANK OF NA	05580AL85	MBS	36	2.630%	\$ 247,000.00	4/8/2022	4/8/2025	94.915	\$ 234,440.05
JPMORGAN CHASE BANK NA	48128WPG4	MBS	36	2.630%	\$ 247,000.00	4/8/2022	4/8/2025	94.920	\$ 234,452.40
FALL RIVER FIVE CENTS SAVINGS BANK	306275BE7	MBS	24	2.270%	\$ 247,000.00	4/18/2022	4/8/2024	96.594	\$ 238,587.18
MORGAN STANLEY BANK NA	61773TDL4	MBS	30	2.450%	\$ 245,000.00	4/20/2022	10/18/2024	95.587	\$ 234,188.15
LEADER BANK NA	52168UHY1	MBS	36	2.680%	\$ 246,000.00	4/22/2022	4/22/2025	94.954	\$ 233,586.84
AMERICU	03065QAD0	MBS	36	2.630%	\$ 249,000.00	4/27/2022	4/28/2025	94.763	\$ 235,959.87
DISCOVER BANK (5649)	254673C46	MBS	36	2.980%	\$ 246,000.00	5/4/2022	5/5/2025	95.592	\$ 235,156.32
BANKERS BANK (23537)	06610RBQ1	MBS	30	2.361%	\$ 247,000.00	5/6/2022	CALLABLE	95.737	\$ 236,470.39
GENERATIONS BANK	37149CAS6	MBS	36	3.070%	\$ 247,000.00	5/6/2022	CALLABLE	95.790	\$ 236,601.30



## CD INVESTMENTS GENERAL FUND

PERIOD ENDING 10/31/2022

ISSUER	CUSIP	BROKER	TERM	% EARN	BOOK VALUE	SETTLE	MATURE	MKT PRICE	MARKET VALUE
PRIMEWAY FCU (2131)	741600AP5	MBS	24	2.530%	\$ 249,000.00	5/6/2022	5/6/2024	96.810	\$ 241,056.90
UBS BANK (57565)	90348J3B4	MBS	24	2.920%	\$ 249,000.00	5/11/2022	5/13/2024	97.357	\$ 242,418.93
AMERICAN NATL BANK (26499)	02769QDV8	MBS	24	2.280%	\$ 249,000.00	5/13/2022	5/13/2024	96.395	\$ 240,023.55
JOHN MARSHALL BANK (58243)	47804GHR7	MBS	24	2.580%	\$ 249,000.00	5/13/2022	5/13/2024	96.839	\$ 241,129.11
BRIDGEWATER BANK (58210)	108622MG3	MBS	36	2.880%	\$ 249,000.00	5/18/2022	CALLABLE	95.252	\$ 237,177.48
CAPITAL ONE BANK USA NT (33954)	14042TGE1	MBS	36	3.220%	\$ 246,000.00	5/18/2022	5/19/2025	96.120	\$ 236,455.20
FIRST BANK RICHMOND (28533)	319267JS0	MBS	18	2.300%	\$ 246,000.00	5/20/2022	11/20/2023	97.654	\$ 240,228.84
INSTIUTION FOR SAVINGS (90250)	45780PBL8	MBS	36	3.220%	\$ 247,000.00	5/20/2022	CALLABLE	96.088	\$ 237,337.36
METRO (66364)	59161YAQ9	MBS	30	2.950%	\$ 249,000.00	5/20/2022	11/20/2024	96.342	\$ 239,891.58
CONNEXUS (66538)	20825WAT7	MBS	36	3.130%	\$ 249,000.00	5/26/2022	5/27/2025	95.810	\$ 238,566.90
CARTER FED CR UN	14622LAC6	MBS	36	3.130%	\$ 247,000.00	6/22/2022	6/23/2025	95.696	\$ 236,369.12
BMO HARRIS BANK NATL	05600XGK0	MBS	36	3.320%	\$ 245,000.00	6/24/2022	6/24/2025	96.220	\$ 235,739.00
MERTRUST FED CR UN	59001PAR0	MBS	36	3.320%	\$ 249,000.00	6/29/2022	6/30/2025	96.166	\$ 239,453.34
TRUSTONE FINL CR UN PLYMOUTH	89841MAC1	MBS	36	3.170%	\$ 249,000.00	6/29/2022	7/1/2025	97.499	\$ 242,772.51
				2.20%	11,386,000.00			\$95.56	\$ 10,873,177.37

INTEREST EARNED STATEMENT  
OCTOBER 2022

FUND	FUND NAME	2019	2020	2021	2022 YR TO DATE
100	GENERAL FUND	587,193.96	394,512.17	213,100.70	223,823.74
200	ROAD & BRIDGE FUND	107,701.21	29,957.88	6,641.81	13,446.60
700	DEBT SERVICE	16,599.52	5,297.82	1,339.85	2,721.49
770	CAPITAL PROJECTS	0.00	0.00	0.00	0.00
	<b>Sub-Total Budgeted Funds</b>	<b>711,494.69</b>	<b>429,767.87</b>	<b>221,082.36</b>	<b>239,991.83</b>
119	CLERK'S ARCHIVE	4809.15	1,339.90	605.35	1,057.49
150	TAX SALES	552.17	188.95	124.87	204.47
190	AMERICAN RESCUE PLAN	0.00	0.00	13881.20	27,815.06
231	JUVENILE PROBATION	0.00	26.58	49.22	42.54
240	DRUG COURTS PROGRAM	364.14	90.63	1.40	0.75
300	CDA PROCESSING FEE	113.51	56.08	14.61	11.25
310	4-H ACTIVITY CENTER	162.21	41.40	11.65	15.70
320	AIRPORT DRAFTING	351.11	2,580.64	1167.37	1,203.47
321	AIRPORT	4517.73	0.00	0.00	1,240.69
323	AIRPORT CAPITAL PROJ				
330	SPECIAL SERVICE	9179.04	2,006.11	1319.83	2,424.08
338	GCRP 911	275.60	459.94	136.95	50.41
360	SHERIFF'S FORFEITURE	9444.59	2,569.35	1080.27	1,718.43
361	SHERIFF'S DONATION	6.08	1.50	0.45	3.42
362	SHERIFF'S DOJ	6544.45	1,712.99	249.02	244.94
370	CDA CONTRABAND FORFEIT.	14327.42	4,629.56	1618.38	2,366.35
371	CDA DOJ EQUITABLE SHARE	23.69	6.32	1.94	2.86
372	SHERIFF DOT FED FORFEIT	2241.60	1,556.92	473.78	681.75
380	SHERIFF COMMISSARY	5771.00	1,516.82	745.34	1,487.58
390	JUVENILE COMMISSARY	155.19	42.12	13.26	20.19
410	HEALTH INSURANCE	2826.58	520.89	568.44	448.95
450	ELECTION ADMINISTRATOR	603.90	112.79	61.77	157.56
454	HAVA SECURITY GRANT	0.00	8.79	30.10	26.11
455	HELP AMERICA VOTE GRANT	0.00	23.10	0.38	0.00
499	TAX ASSESSOR SPECIAL	12336.30	2,132.62	1260.92	1,722.61
500	HISTORICAL COMMISSION	465.73	115.82	34.02	48.19
771	LONG TERM RENO RETAIN	0.00	47.36	9.34	2,745.20
800	HEALTH DEPT DRAFTING	344.06	134.86	715.64	1,672.75
870	FLEXIBLE BENEFIT PLAN	1462.81	452.24	173.12	268.80
820	HOSPITAL	660159.66	218,255.08	82631.45	106,873.87
820	CMC 125 PLAN	3574.47	919.23	313.85	519.25
830	CMC ACCOUNTS PAYABLE	21179.25	6,180.52	2,125.49	3,187.72
840	CMC PAYROLL	8995.36	2,510.40	663.68	482.12
820	CMC MEDICAL PROFESSIONAL	150498.80	28,373.70	24,229.22	34,723.26
820	CMC HOME HEALTH	45408.24	17,674.68	8,558.03	15,146.41
820	CMC WEIGHT MGMT	9384.11	2,669.80	917.83	1,430.45
820	CMC NURSING HOMES	31354.07	8,031.76	1,875.77	2,711.88
950	NAVIGATION DISTRICT	145379.51	43,977.79	9,119.29	10,271.62
950	NAVIG CONSTRUCTION 2012A	0.23	0.00	0.00	0.00
950	NAVIG. 2015 CONST INT&SINK	78476.12	6,262.51	1,331.82	1,014.01
950	NAVIG 2012A/B INT& SINKING	9613.21	3,205.40	584.43	1,192.54
950	NAVIG. INTEREST & SINKING	2.84	0.00	0.00	0.00
	<b>TOTAL</b>	<b>1,952,398.62</b>	<b>790,203.02</b>	<b>377,781.84</b>	<b>465,226.56</b>