



## County of Victoria

205 N. Bridge St., Suite 110  
Victoria, TX 77901  
pfoster@vctx.org

Paige Foster  
County Treasurer

January 24, 2023

Honorable Judge Ben Zeller  
Victoria County Commissioners' Court

Chapter 2256.023, Government Code (The Public Funds Investment Act), requires the investment officer of each local government to submit to its governing body a quarterly report of investment transactions.

The attached report details investments for Victoria County, Citizens Medical Center and Victoria County Navigation District for the quarter ending December 31, 2023.

Portfolios total \$117,004,944.34 invested with an emphasis on safety, liquidity and yield. The portfolio for the quarter is; Pools 40.730%, Certificate of Deposits 11.354% and 47.916% in cash with an average interest rate of 3.751%.

Investment cash accounts at Prosperity Bank earned an average 2.02% for the quarter, with the new Bank Depository rates that started in July.

Federal Reserve Bank Fed Fund interest rate stayed the same for the 3rd quarter. The Fed policy makers will start cutting rates in 2024. The first rate cuts are expected in February. They are expected to continue cutting rates till mid 2025. Currently the Fed Funds short-term interest rate is 5.25% to 5.5%.

Pledged collateral of bank deposits, held by Prosperity Bank, is above limits required by our depository contract.

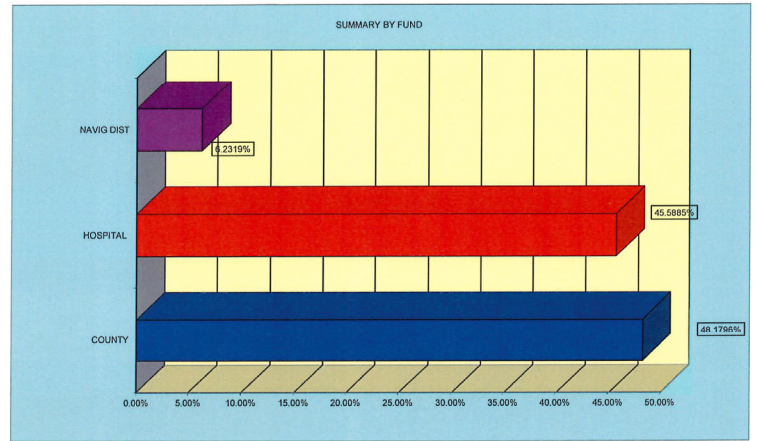
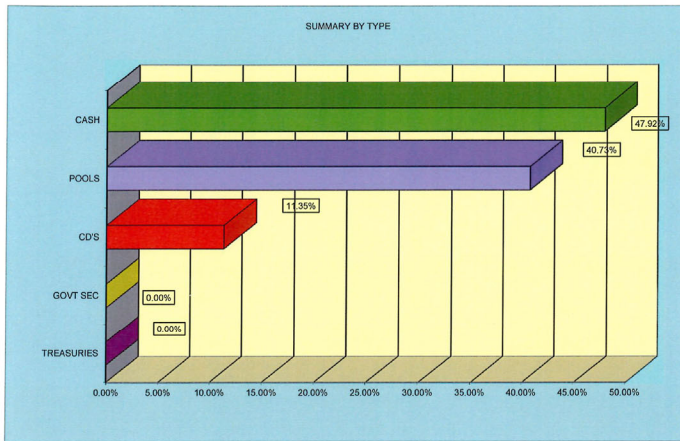
Respectfully submitted,

Paige Foster  
Victoria County Treasurer

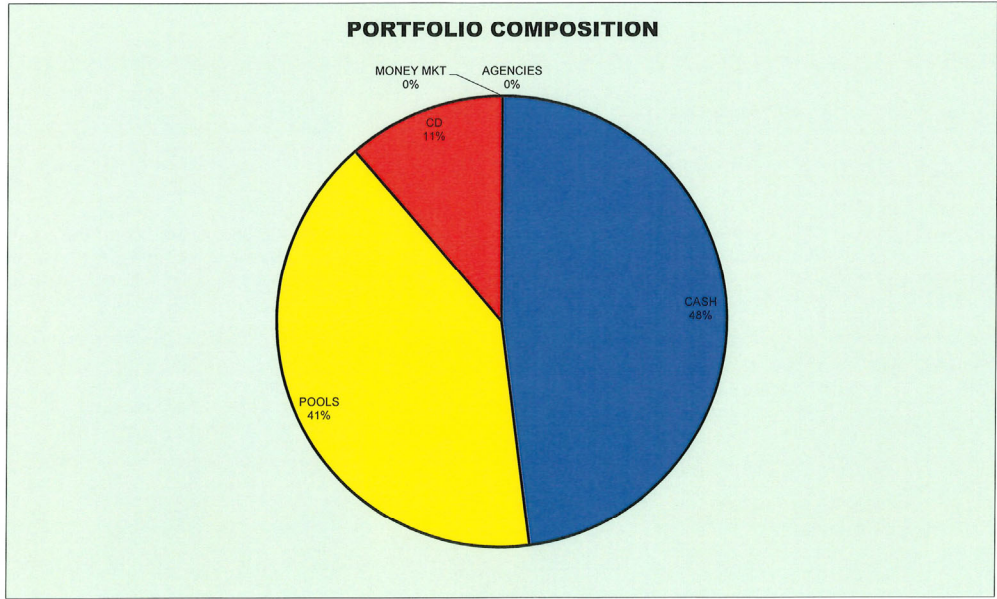
FUND	PURCH DATE	ORIGINAL FACE	CURRENT FACE	DESCRIPTION	MAT DATE	Call Date	NET YIELD	PURCH PRICE	BEGINNING BOOK VALUE	BEGINNING MARKET VALUE	ENDING BOOK VALUE	ENDING MARKET VALUE	NET YIELD
				<b>VICTORIA COUNTY</b>									
100		2,408,049.46	2,441,878.59	LOGIC POOLS			5.548%		2,408,049.46	2,408,049.46	2,441,878.59	2,441,878.59	5.548%
		5,082,950.28	4,150,545.42	TX CLASS			5.570%		5,082,950.28	5,082,950.28	4,150,545.42	4,150,545.42	5.570%
		1,563,063.04	1,081,751.88	TX CLASS GOV			5.216%		1,563,063.04	1,563,063.04	1,081,751.88	1,081,751.88	5.216%
		7,021,242.60	7,120,531.45	TX CLASS COB 2023			5.570%		7,021,242.60	7,021,242.60	7,120,531.45	7,120,531.45	5.570%
100		13,125,000.00	13,127,000.00	Certificate of Deposit			3.758%		13,125,000.00	12,701,824.77	13,127,000.00	12,875,465.35	3.758%
		0	0.00	Gov't Agencies, Disc Notes					0.00	0.00	0.00	0.00	0.00
		<u>29,200,305.38</u>	<u>27,921,707.34</u>	TOTAL INVESTMENTS					<u>29,200,305.38</u>	<u>28,777,130.15</u>	<u>27,921,707.34</u>	<u>27,670,172.69</u>	
				COUNTY FUNDS INVESTED					29,200,305.38	28,777,130.15	27,921,707.34	27,670,172.69	
				CASH ON HAND			2.020%		<u>24,587,648.74</u>		<u>27,781,015.63</u>		2.020%
				TOTAL					53,787,954.12		55,702,722.97		4.614%
				<b>CITIZENS MEDICAL CENTER</b>									
		15,162,918	15,377,339.69	TX CLASS CMC			5.570%		15,162,917.62	15,162,917.62	15,377,339.69	15,162,917.62	5.570%
		10,102,220	10,236,007.10	TX CLASS CMC GOV			5.216%		10,102,219.84	10,102,219.84	10,236,007.10	10,102,219.84	5.216%
		0	0.00	Certificate of Deposit			0.000%		0.00	0.00	0.00	0.00	0.00
		<u>25,265,137</u>	<u>25,613,346.79</u>	TOTAL INVESTMENTS					<u>25,265,137.46</u>	<u>25,265,137.46</u>	<u>25,613,346.79</u>	<u>25,265,137.46</u>	
				HOSPITAL FUNDS INVESTED					25,265,137.46	25,265,137.46	25,613,346.79	25,265,137.46	
				CASH ON HAND			2.020%		<u>34,263,364.59</u>		<u>27,093,713.99</u>		2.020%
				TOTAL					59,528,502.05		52,707,060.78		4.269%
				<b>NAVIGATION DISTRICT</b>									
		\$ 5,010,365.44	4,636,677.80	POOL - OPERATING FUND			5.570%		5,010,365.44	5,010,365.44	4,636,677.80	4,636,677.80	5.570%
		\$ 2,014,534.92	2,045,249.09	POOL - CONST FUND			5.570%		2,014,534.92	2,014,534.92	2,045,249.09	2,045,249.09	5.570%
		0	0.00	Certificate of Deposit			0.000%		0.00	0.00	0.00	0.00	0.00
		<u>0</u>	<u>6,681,926.89</u>	TOTAL INVESTMENTS					<u>7,024,900.36</u>	<u>7,024,900.36</u>	<u>6,681,926.89</u>	<u>6,681,926.89</u>	
				NAVIGATION DISTRICT INVESTMENTS					7,024,900.36	7,024,900.36	6,681,926.89	6,681,926.89	
				CASH ON HAND			2.020%		<u>131,460.37</u>		<u>523,104.28</u>		2.020%
				TOTAL					7,156,360.73		7,205,031.17		4.39%
				<b>BANK BALANCE - NOT BOOK BALANCE</b>									
				CASH ON HAND			2.020%						2.020%
				TOTAL									4.39%
		54,465,442.84	60,216,981.02	<b>GRAND TOTAL INVESTMENTS</b>					61,490,343.20	61,067,167.97	60,216,981.02	59,617,237.04	

FUND	PURCH DATE	ORIGINAL FACE	CURRENT FACE	DESCRIPTION	MAT DATE	Call Date	NET YIELD	PURCH PRICE	BEGINNING BOOK VALUE	BEGINNING MARKET VALUE	ENDING BOOK VALUE	ENDING MARKET VALUE	NET YIELD
<b>CASH &amp; INVESTMENT SUMMARY BY FUND</b>								JULY 1, 2023		SEPTEMBER 30, 2023			
				TOTAL COUNTY FUNDS				44.6474%	53,787,954.12		55,702,722.97		48.1706%
				TOTAL HOSPITAL FUNDS				49.4124%	59,528,502.05		52,707,060.78		45.5885%
				TOTAL NAVIGATION DISTRICT FUNDS				5.9402%	7,156,360.73		7,205,031.17		6.2319%
								100.00%	120,472,816.90		115,614,814.92		100.00%
								Above totals include cash.			Above totals include cash.		
 <b>INVESTMENT SUMMARY BY TYPE</b>													
				TREASURIES				0.0000%	0.00		0.00		0.0000%
				GOVERNMENT SECURITIES				0.0000%	0.00		0.00		0.0000%
				CERTIFICATES OF DEPOSIT				10.8946%	13,125,000.00		13,127,000.00		11.3541%
				POOLS				40.1463%	48,365,343.20		47,089,981.02		40.7301%
				TOTAL INVESTMENT OTHER THAN CASH				51.0408%	61,490,343.20		60,216,981.02		52.0841%
				TOTAL CASH				48.9592%	58,982,473.70		55,397,833.90		47.9159%
								100.00%	120,472,816.90		115,614,814.92		100.00%
													0.00

FUND	PURCH DATE	ORIGINAL FACE	CURRENT FACE	DESCRIPTION	MAT DATE	Call Date	NET YIELD	PURCH PRICE	BEGINNING BOOK VALUE	BEGINNING MARKET VALUE	ENDING BOOK VALUE	ENDING MARKET VALUE	NET YIELD
------	------------	---------------	--------------	-------------	----------	-----------	-----------	-------------	----------------------	------------------------	-------------------	---------------------	-----------



CASH	55,397,833.90
POOLS	47,089,981.02
CD	13,127,000.00
MONEY MK	0.00
AGENCIES	0.00
	<hr/>
	115,614,814.92

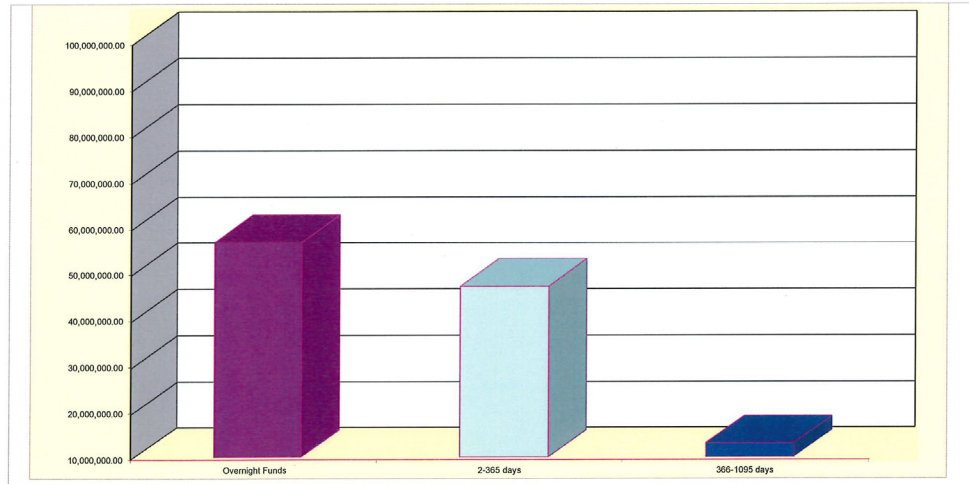


VICTORIA COUNTY  
 PORTFOLIO INVENTORY  
 DECEMBER 31, 2023

1/17/2024 Mat Date	Type	Par	Coupon	Cusip	Purch Date	Yield	Beginning		Ending		Change in Market	Change in Balance	D-T-M	% of Portfolio	Call Date	Wgt Avg Mat	Fund	Market Gain/ Loss	Invest Number	
							Book Value	Market Value	Book Value	Market Value										
12/31/2023	Cash					2.020%	61,702,375.56	61,702,375.56	56,787,963.32	56,787,963.32		(4,914,412.24)	1	48.535%			ALL			
	CD	SEE ATTACHED				3.732%	13,125,000.00	12,701,824.77	13,127,000.00	12,875,465.35		2,000.00	0	11.219%			100			
	CD						0.00	0.00	0.00	0.00		0.00	0	0.000%						
	CD						0.00	0.00	0.00	0.00		0.00	0	0.000%						
12/31/2024	Investment Pools POOLS	SEE ATTACHED				5.4760%	48,365,343.20	48,365,343.20	47,089,981.02	47,089,981.02		(1,275,362.18)	1	40.246%			100			
	U S Treasuries						0.00	0.00	0.00	0.00		0.00		0.00%						
							0.00	0.00	0.00	0.00		0.00		0.00%						
	U S Agencies						0.00	0.00	0.00	0.00		0.00		0.00%						
							0.00	0.00	0.00	0.00		0.00		0.00%						
TOTAL INVESTMENTS							61,490,343.20	61,067,167.97	60,216,981.02	59,965,446.37		(1,273,362.18)								
TOTAL															100.00%					
						Avg Yld on total portfolio → 2.7985%	123,192,718.76	122,769,543.53	117,004,944.34	116,753,409.69										
	1ST QTR 2023	LOGIC	4.554%				CASH	0.400%		CD	2.584%									
			4.739%					0.400%			3.650%									
			4.816%					0.400%			3.644%									
			<u>4.7029%</u>					<u>0.4000%</u>			<u>3.2826%</u>								→ 2.7985%	
	2ND QTR 2023	LOGIC	5.020%				CASH	0.400%		CD	3.645%									
			5.191%					0.400%			3.860%									
			5.239%					0.400%			3.660%									
			<u>5.150%</u>					<u>0.400%</u>			<u>3.732%</u>								→ 3.0939%	
	3RD QTR 2023	POOLS	5.289%				CASH	1.860%		CD	3.778%									
			5.472%					2.020%			3.780%									
			5.517%					2.020%			3.784%									
			<u>5.429%</u>					<u>2.000%</u>			<u>3.781%</u>								→ 3.7366%	
	4TH QTR 2023	POOLS	5.457%				CASH	2.020%		CD	3.784%									
			5.490%					2.020%			3.759%									
			5.481%					2.020%			3.732%									
			<u>5.476%</u>					<u>2.020%</u>			<u>3.758%</u>								→ 3.7514%	

Maturity Break  
by Book Value

Overnight Funds	56,787,963.32
2-365 days	47,089,981.02
366-1095 days	13,127,000.00
1-2 yrs	<u>117,004,944.34</u>



VICTORIA COUNTY  
 POOL INVESTMENTS  
 DECEMBER 2023

	BEGIN BALANCE	RATE	CONTRIBUTIONS	WITHDRAWLS	INTEREST	END BALANCE	INTEREST YR TO DATE 2023
<b>COUNTY</b>							
LOGIC COUNTY	\$ 2,430,440.53	5.54%			\$ 11,438.06	\$ 2,441,878.59	\$ 123,671.33
TEXAS CLASS County	\$ 5,130,482.62	5.57%		\$ 1,000,000.00	\$ 20,062.80	\$ 4,150,545.42	\$ 150,545.42
TEXAS CLASS County GOV	\$ 1,576,739.46	5.23%		\$ 500,000.00	\$ 5,012.42	\$ 1,081,751.88	\$ 81,751.88
TEXAS CLASS COB 2023	\$ 7,086,900.54	5.57%			\$ 33,630.91	\$ 7,120,531.45	\$ 120,531.45
<b>TOTAL</b>		<b>5.48%</b>	\$ -	\$ 1,500,000.00	\$ 70,144.19	\$ 14,794,707.34	\$ 476,500.08
Texas class	average interest	5.46%			\$ 58,706.13	\$ 12,352,828.75	\$ 476,500.08
<b>HOSPITAL</b>							
TEXAS CLASS CMC	\$ 15,304,711.09	5.57%			\$ 72,628.60	\$ 15,377,339.69	\$ 377,339.69
TEXAS CLASS CMC GOV	\$ 10,190,611.69	5.23%			\$ 45,395.41	\$ 10,236,007.10	\$ 236,007.10
		5.40%			\$ 118,024.01	\$ 25,613,346.79	\$ 613,346.79
<b>NAVIGATION</b>							
Texas Class Op Fund	\$ 4,614,778.32	5.57%	\$ -	\$ -	\$ 21,899.48	\$ 4,636,677.80	\$ 260,296.54
Texas Class Const Fund	\$ 2,135,299.03	5.57%	\$ -	\$ 100,000.00	\$ 9,950.06	\$ 2,045,249.09	\$ 93,134.13
<b>TOTAL</b>		<b>5.57%</b>			\$ 31,849.54	\$ 6,681,926.89	\$ 353,430.67
				<b>TOTAL</b>	\$ 220,017.74	\$ 47,089,981.02	



ISSUER	CUSIP	BROKER	TERM	% EARN	BOOK VALUE	SETTLE	MATURE	MKT PRICE	MARKET VALUE
OCEANFIRST BANK NA	67523TAL7	MBS	24	2.010%	\$ 247,000.00	3/30/2022	4/1/2024	99.168	\$ 244,944.96
SAFRA NATIONAL BANK	78658RHU8	MBS	24	2.160%	\$ 247,000.00	4/6/2022	4/8/2024	99.152	\$ 244,905.44
ALLY BANK	02007GPJ6	MBS	24	2.010%	\$ 247,000.00	4/7/2022	4/8/2024	99.111	\$ 244,804.17
FALL RIVER FIVE CENTS SAVINGS BANK	306275BE7	MBS	24	2.220%	\$ 247,000.00	4/18/2022	4/8/2024	99.072	\$ 244,707.84
PRIMEWAY FCU (2131)	741600AP5	MBS	24	2.470%	\$ 249,000.00	5/6/2022	5/6/2024	99.042	\$ 246,614.58
UBS BANK (57565)	90348J3B4	MBS	24	2.870%	\$ 249,000.00	5/11/2022	5/13/2024	99.142	\$ 246,863.58
AMERICAN NATL BANK (26499)	02769QDV8	MBS	24	2.220%	\$ 249,000.00	5/13/2022	5/13/2024	98.902	\$ 246,265.98
JOHN MARSHALL BANK (58243)	47804GHR7	MBS	24	2.520%	\$ 249,000.00	5/13/2022	5/13/2024	99.012	\$ 246,539.88
TRUSTONE FINL CR UN PLYMOUTH	89841MAC1	MBS	36	3.130%	\$ 249,000.00	6/29/2022	7/1/2024	99.036	\$ 246,599.64
UNITED HERITAGE CR	91334AAK9	MBS	18	5.190%	\$ 248,000.00	3/21/2023	9/23/2024	100.058	\$ 248,143.84
MORGAN STANLEY BANK NA	61773TDL4	MBS	30	2.400%	\$ 245,000.00	4/20/2022	10/18/2024	97.835	\$ 239,695.75
BANKERS BANK (23537)	06610RBQ1	MBS	30	2.550%	\$ 247,000.00	5/6/2022	11/6/2024	97.802	\$ 241,570.94
METRO (66364)	59161YAQ9	MBS	30	2.900%	\$ 249,000.00	5/20/2022	11/20/2024	98.003	\$ 244,027.47
CITY NATIONAL BANK (17281)	178180GR0	MBS	24	4.860%	\$ 244,000.00	11/23/2022	11/25/2024	99.771	\$ 243,441.24
ISRAEL DISCOUNT BANK (19977)	465076UD7	MBS	24	4.860%	\$ 244,000.00	11/25/2022	11/25/2024	99.720	\$ 243,316.80
BANKUNITED NA	066519RV3	MBS	36	0.980%	\$ 249,000.00	12/8/2021	12/9/2024	96.150	\$ 239,413.50
CAPITAL ONE NA	14042RQL8	MBS	36	0.830%	\$ 249,000.00	12/8/2021	12/9/2024	96.014	\$ 239,074.86
AMERICAN FRIST CU	02616AAP4	MBS	36	1.040%	\$ 249,000.00	12/30/2021	12/30/2024	95.955	\$ 238,927.95
FIRST NATIONAL BANK OF AMERICA	32110YVB8	MBS	36	0.930%	\$ 249,000.00	12/30/2021	12/30/2024	95.857	\$ 238,683.93
TEXAS EXCHANGE BANK	88241TNG1	MBS	36	1.400%	\$ 249,000.00	2/4/2022	2/4/2025	95.982	\$ 238,995.18
BEAL BANK	07371AWR0	MBS	36	1.300%	\$ 249,000.00	2/9/2022	2/5/2025	95.899	\$ 238,788.51
AMERANT BANK NA	02357QAR8	MBS	36	1.710%	\$ 249,000.00	2/28/2022	2/28/2025	96.112	\$ 239,318.88
AMERICAN EXPRESS NATL BANK	02589ABM3	MBS	36	1.860%	\$ 247,000.00	3/3/2022	3/3/2025	96.277	\$ 237,804.19
BARCLAYS BANK	06740KPE1	MBS	36	1.760%	\$ 247,000.00	3/16/2022	3/17/2025	96.058	\$ 237,263.26
GOLDMAN SACHS BANK USA 6 MONTH CALLABLE	38179M3A9	MBS	36	1.970%	\$ 249,000.00	3/16/2022	3/17/2025	96.247	\$ 239,655.03
LAFAYETTE FEDERAL CU	50625LAY9	MBS	36	2.270%	\$ 249,000.00	3/30/2022	3/31/2025	96.530	\$ 240,359.70
SYNCHRONY BANK	87165FJ47	MBS	36	2.220%	\$ 247,000.00	3/31/2022	3/31/2025	96.482	\$ 238,310.54
POPULAR BANK	73317AAV4	MBS	36	2.170%	\$ 247,000.00	4/6/2022	4/7/2025	96.373	\$ 238,041.31
BMW BANK OF NA	05580AL85	MBS	36	2.580%	\$ 247,000.00	4/8/2022	4/8/2025	96.858	\$ 239,239.26
JPMORGAN CHASE BANK NA	48128WPG4	MBS	36	2.580%	\$ 247,000.00	4/8/2022	4/8/2025	96.858	\$ 239,239.26
LEADER BANK NA	52168UHY1	MBS	36	2.630%	\$ 246,000.00	4/22/2022	4/22/2025	96.847	\$ 238,243.62

## CD INVESTMENTS GENERAL FUND

PERIOD ENDING 12/31/2023

ISSUER	CUSIP	BROKER	TERM	% EARN	BOOK VALUE	SETTLE	MATURE	MKT PRICE	MARKET VALUE
AMERICU	03065QAD0	MBS	36	2.580%	\$ 249,000.00	4/27/2022	4/28/2025	96.751	\$ 240,909.99
DISCOVER BANK (5649)	254673C46	MBS	36	2.930%	\$ 246,000.00	5/4/2022	5/5/2025	97.183	\$ 239,070.18
GENERATIONS BANK	37149CA56	MBS	36	3.030%	\$ 247,000.00	5/6/2022	5/6/2025	97.290	\$ 240,306.30
CAPITAL ONE BANK USA NT (33954)	14042TGE1	MBS	36	3.180%	\$ 246,000.00	5/18/2022	5/19/2025	97.456	\$ 239,741.76
BRIDGEWATER BANK (58210)	108622MG3	MBS	36	2.830%	\$ 249,000.00	5/18/2022	5/19/2025	96.971	\$ 241,457.79
INSTITUTION FOR SAVINGS (90250)	45780PBL8	MBS	36	3.180%	\$ 247,000.00	5/20/2022	5/20/2025	97.436	\$ 240,666.92
CONNEXUS (66538)	20825WAT7	MBS	36	3.080%	\$ 249,000.00	5/26/2022	5/27/2025	97.287	\$ 242,244.63
CARTER FED CR UN	14622LAC6	MBS	36	3.080%	\$ 247,000.00	6/22/2022	6/23/2025	97.189	\$ 240,056.83
BMO HARRIS BANK NATL	05600XGK0	MBS	36	3.280%	\$ 245,000.00	6/24/2022	6/24/2025	97.461	\$ 238,779.45
MERTRUST FED CR UN	59001PAR0	MBS	36	3.280%	\$ 249,000.00	6/29/2022	6/30/2025	97.445	\$ 242,638.05
MACHIAS SVGS BK	554479EM3	MBS	30	4.290%	\$ 249,000.00	2/9/2023	8/8/2025	98.966	\$ 246,425.34
BANK OF WISCONSIN DELLS (15136)	065847FC4	MBS	34	4.520%	\$ 249,000.00	11/28/2022	9/29/2025	99.389	\$ 247,478.61
SPOKANE TEACHERS CR UN (68203)	849061AA4	MBS	36	4.980%	\$ 248,000.00	11/23/2022	11/24/2025	100.352	\$ 248,872.96
KEMBRA FINAANCIAL (61623)	48836LAX0	MBS	36	5.190%	\$ 248,000.00	11/23/2022	11/24/2025	100.013	\$ 248,032.24
ROGUE CR (68660)	77535MAD5	MBS	36	5.090%	\$ 248,000.00	11/25/2022	11/25/2025	100.008	\$ 248,019.84
AUSTIN TELCO FED CR UN (4584)	052392CD7	MBS	36	4.980%	\$ 248,000.00	11/28/2022	11/28/2025	100.349	\$ 248,865.52
FIRST TECHNOLOGY FED	33715L-FM-7	MBS	30	5.110%	\$ 248,000.00	6/30/2023	12/30/2025	100.723	\$ 249,793.04
LIBERTY FIRST CR UN	530520AF2	MBS	36	4.520%	\$ 249,000.00	2/3/2023	2/3/2026	99.433	\$ 247,588.17
FIRST UTD BK & TR	33742CCQ8	MBS	36	4.290%	\$ 249,000.00	3/8/2023	2/9/2026	98.924	\$ 246,320.76
SANDY SPRINGS BK	800364EX5	MBS	36	4.890%	\$ 244,000.00	3/14/2023	3/16/2026	100.191	\$ 244,466.04
DORT FINL CR UN	25844M-BE-7	MBS	36	5.020%	\$ 246,000.00	6/28/2023	6/29/2026	100.488	\$ 247,200.48
ALLIANT CR UN CHICAGO	01882MAJ1	MBS	36	5.490%	\$ 248,000.00	11/20/2023	11/20/2026	101.907	\$ 252,729.36
				3.73%	13,127,000.00			98.086	\$ 12,875,465.35

MONTH      YEAR TO DATE  
\$ 36,634.76    \$ 477,067.11

INTEREST

MATURED AND REPLACED

INTEREST EARNED STATEMENT  
DECEMBER 2023

FUND	FUND NAME	2019	2020	2021	2022	2023
						YR TO DATE
100	GENERAL FUND	587,193.96	394,512.17	213,100.70	285,889.05	906,342.48
200	ROAD & BRIDGE FUND	107,701.21	29,957.88	6,641.81	15,701.66	51,259.86
700	DEBT SERVICE	16,599.52	5,297.82	1,339.85	3,359.84	14,554.15
770	CAPITAL PROJECTS	0.00	0.00	0.00	0.00	120,531.45
	<b>Sub-Total Budgeted Funds</b>	<b>711,494.69</b>	<b>429,767.87</b>	<b>221,082.36</b>	<b>304,950.55</b>	<b>1,092,687.94</b>
119	CLERK'S ARCHIVE	4809.15	1,339.90	605.35	1342.52	3,848.73
150	TAX SALES	552.17	188.95	124.87	244.81	134.42
190	AMERICAN RESCUE PLAN	0.00	0.00	13881.20	31872.26	38,884.69
231	JUVENILE PROBATION	0.00	26.58	49.22	1252.59	1,790.64
240	DRUG COURTS PROGRAM	364.14	90.63	1.40	0.80	3.54
300	CDA PROCESSING FEE	113.51	56.08	14.61	15.05	233.22
310	4-H ACTIVITY CENTER	162.21	41.40	11.65	19.50	68.77
320	AIRPORT DRAFTING	351.11	2,580.64	1167.37	1203.47	0.00
321	AIRPORT	4517.73	0.00	0.00	1869.60	14,129.01
323	AIRPORT CAPITAL PROJ				1870.86	385.19
330	SPECIAL SERVICE	9179.04	2,006.11	1319.83	1502.56	8,727.00
338	GCRP 911	275.60	459.94	136.95	61.59	212.06
360	SHERIFF'S FORFEITURE	9444.59	2,569.35	1080.27	2214.08	11,185.72
361	SHERIFF'S DONATION	6.08	1.50	0.45	3.42	315.77
362	SHERIFF'S DOJ	6544.45	1,712.99	249.02	351.44	3,185.83
370	CDA CONTRABAND FORFEIT.	14327.42	4,629.56	1618.38	2966.49	12,287.75
371	CDA DOJ EQUITABLE SHARE	23.69	6.32	1.94	3.58	13.51
372	SHERIFF DOT FED FORFEIT	2241.60	1,556.92	473.78	838.22	5,559.81
380	SHERIFF COMMISSARY	5771.00	1,516.82	745.34	1940.85	9,634.79
390	JUVENILE COMMISSARY	155.19	42.12	13.26	25.34	98.57
410	HEALTH INSURANCE	2826.58	520.89	568.44	598.28	1,979.60
450	ELECTION ADMINISTRATOR	603.90	112.79	61.77	183.85	586.27
454	HAVA SECURITY GRANT	0.00	8.79	30.10	31.55	5.31
455	HELP AMERICA VOTE GRANT	0.00	23.10	0.38	0.00	0.00
499	TAX ASSESSOR SPECIAL	12336.30	2,132.62	1260.92	2459.76	9,141.40
500	HISTORICAL COMMISSION	465.73	115.82	34.02	54.14	38.47
771	LONG TERM RENO RETAIN	0.00	47.36	9.34	3383.55	698.74
800	HEALTH DEPT DRAFTING	344.06	134.86	715.64	2182.47	3,558.19
870	FLEXIBLE BENEFIT PLAN	1462.81	452.24	173.12	348.37	1,464.94
820	HOSPITAL	660159.66	218,255.08	82631.45	131543.00	883,914.97
820	CMC 125 PLAN	3574.47	919.23	313.85	672.97	2,486.21
830	CMC ACCOUNTS PAYABLE	21179.25	6,180.52	2,125.49	3,946.71	14,812.67
840	CMC PAYROLL	8995.36	2,510.40	663.68	909.61	5,447.28
820	CMC MEDICAL PROFESSIONAL	150498.80	28,373.70	24,229.22	40,175.63	72,514.32
820	CMC HOME HEALTH	45408.24	17,674.68	8,558.03	19,645.68	17,379.42
820	CMC WEIGHT MGMT	9384.11	2,669.80	917.83	1,833.05	1,715.49
820	CMC NURSING HOMES	31354.07	8,031.76	1,875.77	3,321.15	17,948.66
950	NAVIGATION DISTRICT	145379.51	43,977.79	9,119.29	10,981.52	7,565.91
950	NAVIG CONSTRUCTION 2012A	0.23	0.00	0.00	0.00	0.00
950	NAVIG TXLC CONSTRUCION					622.72
950	NAVIG. 2015 CONST INT&SINK	78476.12	6,262.51	1,331.82	1,260.98	3,944.95
950	NAVIG 2012A/B INT& SINKING	9613.21	3,205.40	584.43	1,475.70	4,559.71
950	NAVIG. INTEREST & SINKING	2.84	0.00	0.00	0.00	0.00
	<b>TOTAL</b>	<b>1,952,398.62</b>	<b>790,203.02</b>	<b>377,781.84</b>	<b>579,557.55</b>	<b>2,253,772.19</b>