



County of Victoria

205 N. Bridge St., Suite 110
Victoria, TX 77901
skennedy@vctx.org

Sean Kennedy, CIO
County Treasurer

January 27, 2020

Honorable Judge Ben Zeller
Victoria County Commissioners' Court

Chapter 2256.023, Government Code (The Public Funds Investment Act), requires the investment officer of each local government to submit to its governing body a quarterly report of investment transactions.

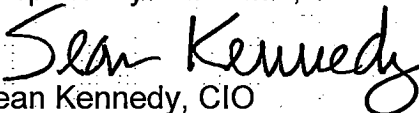
The attached report details investments for Victoria County, Citizens Medical Center and Victoria County Navigation District for the quarter ending December 31, 2019.

Portfolios total \$86,806,581.26 and were invested with an emphasis on safety, liquidity and yield. The portfolio for the quarter is invested in LOGIC Pool 6.04%, Certificate of Deposits 12.89% and 81.08% in cash with an average interest rate of 1.91%.

Federal Reserve Bank kept the Fed Fund interest rate the same this quarter. Expectation of a decrease in the Fed Fund interest rate in December did not happen. Federal Open Market Committee continues to watch the U.S. economy and the world economy. Investment cash accounts at Prosperity Bank earned an average 1.86% for the quarter.

Pledged collateral of bank deposits held by Prosperity Bank is closely monitored and was above limits required by our depository contract.

Respectfully submitted,


Sean Kennedy, CIO
Victoria County Treasurer

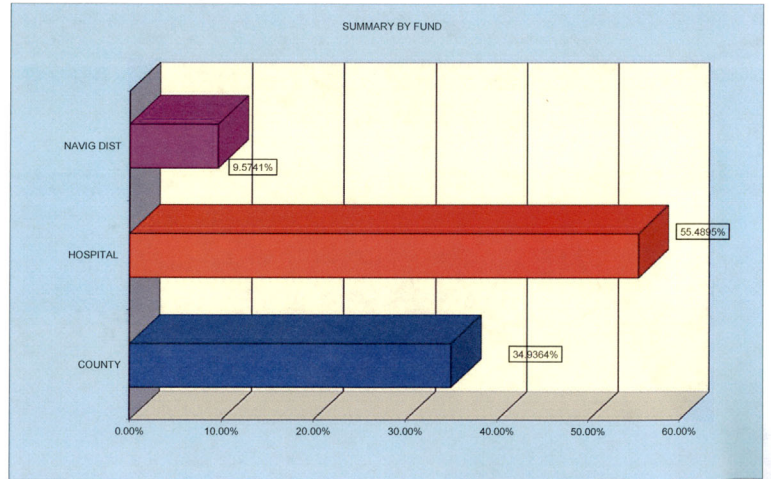
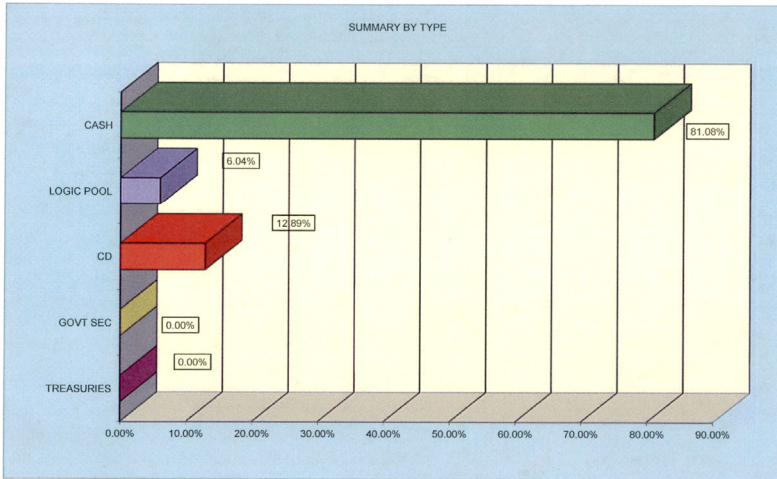
FUND	PURCH DATE	ORIGINAL FACE	CURRENT FACE	DESCRIPTION	MAT DATE	Call Date	NET YIELD	PURCH PRICE	BEGINNING BOOK VALUE	BEGINNING MARKET VALUE	ENDING BOOK VALUE	ENDING MARKET VALUE	NET YIELD
	16910994.34		16428092.31	GRAND TOTAL INVESTMENTS					16,892,994.34	16,892,994.34	16,428,092.31	16,428,092.31	

CASH & INVESTMENT SUMMARY BY FUND

	OCTOBER 1, 2019		DECEMBER 31, 2019	
TOTAL COUNTY FUNDS	39.0182%	29,803,508.13	30,327,110.50	34.9364%
TOTAL HOSPITAL FUNDS	50.8199%	38,818,100.72	48,168,562.60	55.4895%
TOTAL NAVIGATION DISTRICT FUNDS	10.1619%	7,762,033.35	8,310,908.16	9.5741%
	100.00%	76,383,642.20	86,806,581.26	100.00%
	Above totals include cash.		Above totals include cash.	

INVESTMENT SUMMARY BY TYPE

TREASURIES	0.0000%	0.00	0.00	0.0000%
GOVERNMENT SECURITIES	0.0000%	0.00	0.00	0.0000%
CERTIFICATES OF DEPOSIT	15.2899%	11,679,000.00	11,189,000.00	12.8896%
LOGIC POOL	6.8261%	5,213,994.34	5,239,092.31	6.0354%
TOTAL INVESTMENT OTHER THAN CASH	22.1160%	16,892,994.34	16,428,092.31	18.9249%
TOTAL CASH	77.8840%	59,490,647.86	70,378,488.95	81.0751%
	100.00%	76,383,642.20	86,806,581.26	100.00%



CD INVESTMENTS GENERAL FUND

ISSUER	CUSIP	TERM	% EARN		SETTLE	MATURE
FIRST TECH FCU	33715LDQ0	MBS	24	3.05%	\$ 245,000.00	2/6/2019 2/8/2021
KESSLER FCU	49254FAJ5	MBS	30	3.00%	\$ 245,000.00	1/31/2019 7/30/2021
GOLDMAN SACHS	38148P4N4	MBS	36	2.90%	\$ 245,000.00	1/30/2019
JP MORGAN CHASE	48128HGV4	MBS	12	2.80%	\$ 245,000.00	2/28/2019 2/28/2020
KERN SCHOOL FCU	49228XAA8	MBS	36	2.80%	\$ 245,000.00	2/27/2019 2/28/2022
MORGAN STANLY	61760AWX3	MBS	36	2.75%	\$ 245,000.00	3/7/2019 3/7/2022
CITIBANK NA MKT	17294XPV2	MBS	36	2.80%	\$ 245,000.00	3/11/2019 3/11/2022
MEDALLION	58404DDP3	MBS	36	2.70%	\$ 245,000.00	3/22/2019 3/22/2022
AFFINITY CU	00832KAV1	MBS	12	2.70%	\$ 245,000.00	3/22/2019 3/22/2020
AMERICAS CU	03065AAG8	MBS	24	2.70%	\$ 245,000.00	3/29/2019 3/29/2021
UNIV OF IOWA	91435LAY3	MBS	24	2.50%	\$ 245,000.00	5/15/2019 5/14/2021
JEFFERSON FINAN	474067AR6	MBS	36	2.65%	\$ 209,000.00	5/15/2019 5/16/2022
SIGNAT BNK ARKAN	82669LJC8	MBS	36	2.50%	\$ 245,000.00	5/17/2019 5/17/2022
BANK OF NEW ENG	06426KBB3	MBS	36	2.45%	\$ 245,000.00	5/23/2019 5/23/2022
TIAA FSB	87270LCE1	MBS	36	2.50%	\$ 245,000.00	5/17/2019 5/17/2022
CAPITAL ONE BNK	14042TAN7	MBS	35	2.45%	\$ 200,000.00	6/10/2019 5/23/2022
UBS BNK SALT LAKE	90348BJLQ1	MBS	24	2.45%	\$ 245,000.00	6/10/2019 6/7/2021
EAVANSVILLE TEAC	299547AN9	MBS	12	2.40%	\$ 245,000.00	6/12/2019 6/12/2020
BMO HARRIS BNK	05581WV93	MBS	13	2.40%	\$ 245,000.00	6/13/2019 7/13/2020
STEARNS BNK NA	857894A90	MBS	14	2.20%	\$ 245,000.00	6/24/2019 8/24/2020
VERUS BNK COMM	92535LCG7	MBS	24	2.20%	\$ 245,000.00	6/28/2019 6/28/2021
MEADOWS BANK	58321JCD8	MBS	18	2.25%	\$ 245,000.00	6/28/2019 12/28/2020
BAR HARBOR B&T	066851WU6	MBS	24	2.05%	\$ 245,000.00	6/28/2019 6/28/2021
LUANA SVGS BNK	549104GV3	MBS	36	2.20%	\$ 245,000.00	6/21/2019 6/21/2022
BALBOA THRIFT	05765LAX5	MBS	36	2.00%	\$ 245,000.00	7/19/2019 7/18/2022
UNITED BANKERS'	909557JE1	MBS	30	2.00%	\$ 245,000.00	7/24/2019 1/24/2022
1ST SOURCE BANK	33646CLH5	MBS	35	2.00%	\$ 245,000.00	7/11/2019 6/13/2022
BARCLAYS BNK DEL	06740KNF0	MBS	24	2.00%	\$ 245,000.00	7/19/2019 7/17/2021
HANMI BANK	410493ELO	MBS	36	2.00%	\$ 245,000.00	7/19/2019 7/19/2022
CONGRESSIONAL B	20726ABB3	MBS	28	2.00%	\$ 245,000.00	7/24/2019 11/24/2021
FIRST NATL BANK	32114LBN8	MBS	36	2.00%	\$ 245,000.00	7/26/2019 7/26/2022
THREE RIVERS CU	88563LAH0	MBS	24	2.10%	\$ 245,000.00	8/1/2019 8/2/2021
CIT BNK NAT ASSN	12556LBB1	MBS	36	1.95%	\$ 245,000.00	8/23/2019 8/23/2022
RAYMOND JAMES	75472RAC5	MBS	36	1.90%	\$ 245,000.00	8/23/2019 8/23/2022
STERLING BK	85916VDL6	MBS	37	1.75%	\$ 245,000.00	9/6/2019 10/6/2022
FIRST FARMERS BT	320165JL8	MBS	24	1.65%	\$ 245,000.00	9/6/2019 9/3/2021
COMMUNITY BNK	20368TCN8	MBS	24	1.65%	\$ 245,000.00	9/12/2019 9/13/2021
FIRST NATL BK AME	32110YNA9	MBS	24	1.60%	\$ 245,000.00	9/17/2019 9/17/2021
FIRST NATL BK CON	334342CG5	MBS	26	1.65%	\$ 245,000.00	9/18/2019 11/18/2021
MAPLE BANK	565109BP9	MBS	30	1.70%	\$ 245,000.00	10/11/2019 4/11/2022
ENCORE BANK	29260MAP0	MBS	30	1.70%	\$ 245,000.00	10/23/2019 4/25/2022
JEFFESON B&T	472376AC6	MBS	30	1.75%	\$ 245,000.00	11/9/2017 5/12/2020
DISCOVER BANK	254673GD2	MBS	36	2.00%	\$ 245,000.00	11/8/2017 11/9/2020
WELLS FARGO NA	949763LD6	MBS	36	2.00%	\$ 245,000.00	11/8/2017 11/9/2020
ALLY BANK	02006L6M0	FTN	36	2.00%	\$ 245,000.00	11/9/2017 11/9/2020
BMW BANK OF NA	05580ALB8	FTN	36	2.00%	\$ 245,000.00	11/10/2017 11/10/2020
				2.23%	11,189,000.00	

VICTORIA COUNTY
 PORTFOLIO INVENTORY
 DECEMBER 31, 2019

12/31/2019 Mat Date	Type	Par	Coupon	Cusip	Purch Date	Purch Yield	Beginning		Ending		Change in Market	Change in Balance	D-T-M	% of Portfolio	
							Book Value	Market Value	Book Value	Market Value					
12/31/2019	Cash					1.8600%	59,490,647.86	59,490,647.86	70,378,488.95	70,378,488.95		10,887,841.09	1	81.075%	
	CD	SEE ATTACHED				2.2300%	11,679,000.00	11,679,000.00	11,189,000.00	11,189,000.00		(490,000.00)	0	12.890%	
	CD						0.00	0.00	0.00	0.00		0.00	0	0.000%	
	CD						0.00	0.00	0.00	0.00		0.00	0	0.000%	
12/31/2019	Investment Pools														
	LOGIC					1.9047%	5,213,994.34	5,213,994.34	5,239,092.31	5,239,092.31		25,097.97	1	6.035%	
	U S Treasuries						0.00	0.00	0.00	0.00		0.00		0.00%	
	U S Agencies						0.00	0.00	0.00	0.00		0.00		0.00%	
							0.00	0.00	0.00	0.00		0.00		0.00%	
							0.00	0.00	0.00	0.00		0.00		0.00%	
	TOTAL INVESTMENTS						16,892,994.34	16,892,994.34	16,428,092.31	16,428,092.31					
	TOTAL						1.9982%	76,383,642.20	76,383,642.20	86,806,581.26	86,806,581.26				100.00%

Avg Yld on total portfolio

INTEREST EARNED STATEMENT
DECEMBER 2019

FUND	FUND NAME	2019			
		2016	2017	2018	YR TO DATE
100	GENERAL FUND	141,158.01	241,299.13	466,648.37	587,193.96
200	ROAD & BRIDGE FUND	25,906.60	45,426.58	75,845.46	107,701.21
700	DEBT SERVICE	2,957.82	5,097.08	10,491.55	16,599.52
770	CAPITAL PROJECTS	8745.15	471.42	0.00	0.00
	Sub-Total Budgeted Funds	178,767.58	292,294.21	552,985.38	711,494.69
119	CLERK'S ARCHIVE	907.32	2307.04	5551.35	4,809.15
150	TAX SALES	0.00	0.00	0.00	552.17
240	DRUG COURTS PROGRAM	82.26	173.24	256.25	364.14
300	CDA PROCESSING FEE	71.58	59.85	168.15	113.51
310	4-H ACTIVITY CENTER	75.33	116.80	120.37	162.21
320	AIRPORT DRAFTING	0.00	0.00	0.00	351.11
321	AIRPORT	452.30	1122.56	2244.67	4,517.73
330	SPECIAL SERVICE	4351.37	7514.85	9596.57	9,179.04
338	GCRP 911	0.00	0.00	0.00	275.60
360	SHERIFF'S FORFEITURE	438.82	2052.00	7251.10	9,444.59
361	SHERIFF'S DONATION	0.00	5.80	8.47	6.08
362	SHERIFF'S DOJ	0.00	2997.98	4965.25	6,544.45
370	CDA CONTRABAND FORFEIT.	1762.99	4715.79	10490.95	14,327.42
371	CDA DOJ EQUITABLE SHARE	5.20	9.53	17.69	23.69
372	SHERIFF DOT FED FORFEIT	496.00	1241.51	1369.73	2,241.60
380	SHERIFF COMMISSARY	994.68	2205.77	3954.32	5,771.00
390	JUVENILE COMMISSARY	31.55	59.50	112.82	155.19
410	HEALTH INSURANCE	1165.44	1713.18	9542.34	2,826.58
450	ELECTION ADMINISTRATOR	25.19	133.05	255.79	603.90
499	TAX ASSESSOR SPECIAL	1286.14	3661.65	8572.46	12,336.30
500	HISTORICAL COMMISSION	101.10	220.43	406.58	465.73
800	HEALTH DEPT DRAFTING	0.00	62.08	179.54	344.06
870	FLEXIBLE BENEFIT PLAN	75.17	294.02	817.46	1,462.81
820	HOSPITAL	232331.08	367951.98	522103.44	660,159.66
820	CMC 125 PLAN	314.75	1,093.16	2,738.71	3,574.47
830	CMC ACCOUNTS PAYABLE	8506.89	13,044.15	19,037.56	21,179.25
840	CMC PAYROLL	2244.93	3,472.13	6,975.28	8,995.36
820	CMC MEDICAL PROFESSIONAL	23236.23	59,584.77	79,628.52	150,498.80
820	CMC HOME HEALTH	0.00	1,525.34	15,579.84	45,408.24
820	CMC WEIGHT MGMT	0.00	1,968.76	6,202.93	9,384.11
820	CMC NURSING HOMES	3072.85	9,234.03	25,035.19	31,354.07
950	NAVIGATION DISTRICT	16176.19	33,379.58	85,119.55	145,379.51
950	NAVIG CONSTRUCTION 2012A	0.26	0.89	1.98	0.23
950	NAVIG. CONSTRUCTION 2015	40712.19	69,060.52	126,550.67	78,476.12
950	NAVIG 2012A/B INT& SINKING	1042.11	2,899.92	6,909.40	9,613.21
950	NAVIG. INTEREST & SINKING	33.22	29.89	25.76	2.84
	TOTAL	518,760.72	886,205.96	1,514,776.07	1,952,398.62