



County of Victoria

Telephone (361) 575-8588

Fax (361) 576-4912

115 N. Bridge St., Suite 241

Victoria, TX 77901

skennedy@vctx.org

Sean Kennedy, CIO
County Treasurer

October 30, 2017

Honorable Judge Ben Zeller
Victoria County Commissioners' Court

Chapter 2256.023, Government Code (The Public Funds Investment Act), requires the investment officer of each local government to submit to its governing body a quarterly report of investment transactions.


The attached report details investments for Victoria County, Citizens Medical Center and Victoria County Navigation District for the quarter ending September 30, 2017.

Combined portfolios total \$89,364,119.34 and have been managed with an emphasis on safety, liquidity and yield. The portfolio for the quarter remains unchanged from last quarter with 100.00% in cash with an average interest rate of .83%.

Federal Reserve Bank left the Fed Fund interest rate unchanged this quarter. The outlook continues with expectations for the Fed Fund interest rate to slowly increase as the economy continues to improve. Investment cash accounts at Prosperity Bank earned an average .83% for the quarter.

Pledged collateral of bank deposits held by Prosperity Bank is closely monitored and was above the limits required by our depository contract.

Respectfully submitted,


Sean Kennedy, CIO
Victoria County Treasurer

VICTORIA COUNTY INVESTMENT REPORT QUARTER ENDED
SEPTEMBER 30, 2017

FUND	PURCH DATE	ORIGINAL FACE	CURRENT FACE	DESCRIPTION	MAT DATE	Call Date	NET YIELD	PURCH PRICE	BEGINNING BOOK VALUE	BEGINNING MARKET VALUE	ENDING BOOK VALUE	ENDING MARKET VALUE
VICTORIA COUNTY												
		0	0	LOGIC POOL								
		0	0	Certificate of Deposit			0.0000%	0.00	0.00	0.00	0.00	0.00
		0	0	Certificate of Deposit			0.0000%	0.00	0.00	0.00	0.00	0.00
		0	0	Gov't Agencies, Disc Notes				0.00	0.00	0.00	0.00	0.00
		0	0	TOTAL INVESTMENTS				0.00	0.00	0.00	0.00	0.00
				COUNTY FUNDS INVESTED					0.00	0.00	0.00	0.00
				CASH ON HAND			0.8300%		36,289,604.16		29,489,359.39	
				TOTAL					36,289,604.16		29,489,359.39	
				CITIZENS MEDICAL CENTER								
		0	0	LOGIC POOL			0.0000%		0.00	0.00	0.00	0.00
		0	0	Certificate of Deposit			0.0000%	0.00	0.00	0.00	0.00	0.00
		0	0	Certificate of Deposit			0.0000%	0.00	0.00	0.00	0.00	0.00
		0	0	Certificate of Deposit			0.0000%	0.00	0.00	0.00	0.00	0.00
		0	0	TOTAL INVESTMENTS				0.00	0.00	0.00	0.00	0.00
				HOSPITAL FUNDS INVESTED					0.00	0.00	0.00	0.00
				CASH ON HAND			0.8300%		51,566,163.00		48,460,655.92	
				TOTAL					51,566,163.00		48,460,655.92	
				NAVIGATION DISTRICT								
		0	0	LOGIC POOL - BOND FUND			0.0000%		0.00	0.00	0.00	0.00
		0	0	LOGIC POOL - OPERATING FUND			0.0000%		0.00	0.00	0.00	0.00
		0	0	Certificate of Deposit			0.0000%	0.00	0.00	0.00	0.00	0.00
		0	0	Certificate of Deposit			0.0000%	0.00	0.00	0.00	0.00	0.00
		0	0	Certificate of Deposit			0.0000%	0.00	0.00	0.00	0.00	0.00
		0	0	TOTAL INVESTMENTS				0.00	0.00	0.00	0.00	0.00
				NAVIGATION DISTRICT INVESTMENTS					0.00	0.00	0.00	0.00
				CASH ON HAND			0.8300%		11,264,338.50		11,434,104.03	
				TOTAL					11,264,338.50		11,434,104.03	

BANK BALANCE - NOT BOOK BALANCE

VICTORIA COUNTY INVESTMENT REPORT QUARTER ENDED
 SEPTEMBER 30, 2017

FUND	PURCH DATE	ORIGINAL FACE	CURRENT FACE	DESCRIPTION	MAT DATE	Call Date	NET YIELD	PURCH PRICE	BEGINNING BOOK VALUE	BEGINNING MARKET VALUE	ENDING BOOK VALUE	ENDING MARKET VALUE
		0	0	GRAND TOTAL INVESTMENTS					0.00	0.00	0.00	0.00

CASH & INVESTMENT SUMMARY BY FUND

TOTAL COUNTY FUNDS
 TOTAL HOSPITAL FUNDS
 TOTAL NAVIGATION DISTRICT FUNDS

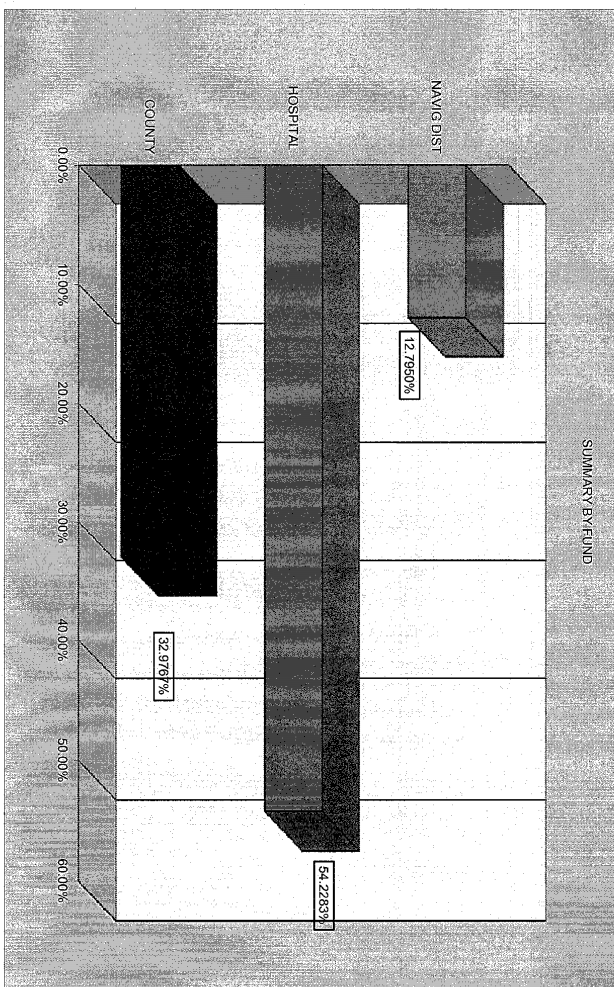

	JULY 1, 2017	SEPTEMBER 30, 2017
TOTAL COUNTY FUNDS	36,611.7%	29,489,389.39
TOTAL HOSPITAL FUNDS	52.0239%	48,460,695.92
TOTAL NAVIGATION DISTRICT FUNDS	11.3643%	11,434,104.03
	100.00%	89,364,119.34
	Above totals include cash.	Above totals include cash.

INVESTMENT SUMMARY BY TYPE

TREASURIES
 GOVERNMENT SECURITIES
 CERTIFICATES OF DEPOSIT
 LOGIC POOL
 TOTAL INVESTMENT OTHER THAN CASH
 TOTAL CASH

TREASURIES	0.0000%	0.00	0.00	0.0000%
GOVERNMENT SECURITIES	0.0000%	0.00	0.00	0.0000%
CERTIFICATES OF DEPOSIT	0.0000%	0.00	0.00	0.0000%
LOGIC POOL	0.0000%	0.00	0.00	0.0000%
TOTAL INVESTMENT OTHER THAN CASH	0.0000%	99,120,105.66	89,364,119.34	0.0000%
TOTAL CASH	100.0000%	100,000.00	100,000.00	100.0000%

VICTORIA COUNTY INVESTMENT REPORT QUARTER ENDED
 SEPTEMBER 30, 2017



VICTORIA COUNTY
 PORTFOLIO INVENTORY
 SEPTEMBER 30, 2017

Mat Date	Type	Par	Coupon	Cusip	Purch Date	Purch Yield	Beginning		Ending		Change in Market	Change in Balance	D-T-M	% of Portfolio	Call Date	Wgt Avg Mat	Fund	Market Gain/Loss	Invest Number
							Book Value	Market Value	Book Value	Market Value									
09/30/2017	Cash					0.830%	89,120,105.66	99,120,105.66	89,364,119.34	89,364,119.34		(9,755,986.32)	1	100.000%			ALL		
	CD COLLATERALIZED	0.00				0.0000%	0.00	0.00	0.00	0.00		0.00	0	0.0000%			100		
	CD COLLATERALIZED	0.00				0.0000%	0.00	0.00	0.00	0.00		0.00	0	0.0000%			100		
	CD COLLATERALIZED	0.00				0.0000%	0.00	0.00	0.00	0.00		0.00	0	0.0000%			NAV OPERAT		
	Investment Pools																		
	LOGIC					0.0000%	0.00	0.00	0.00	0.00		0.00	1	0.0000%			ALL		
	U S Treasuries						0.00	0.00	0.00	0.00		0.00		0.00%					
							0.00	0.00	0.00	0.00		0.00		0.00%					
	U S Agencies						0.00	0.00	0.00	0.00		0.00		0.00%					
							0.00	0.00	0.00	0.00		0.00		0.00%					
	Total U S Agencies	0					0.00	0.00	0.00	0.00		0.00	0	0.0000%					0.00
	TOTAL	0					89,120,105.66	99,120,105.66	89,364,119.34	89,364,119.34	0.00	0.00		100.000%					0.00

Avg Yld on total portfolio → 0.8300%

INTEREST EARNED STATEMENT
SEPTEMBER 2017

FUND	FUND NAME	2014	2015	2016	2017
					YR TO DATE
100	GENERAL FUND	114,629.90	132,753.81	141,158.01	187,970.22
200	ROAD & BRIDGE FUND	21,510.19	22,985.61	25,906.60	36,395.73
700	DEBT SERVICE	12,561.34	2,888.49	2,957.82	3,864.29
770	CAPITAL PROJECTS	17,259.45	16,716.80	8,745.15	471.42
	Sub-Total Budgeted Funds	165,960.88	175,344.71	178,767.58	228,701.66
119	CLERK'S ARCHIVE	0.00	225.59	907.32	1,610.86
240	DRUG COURTS PROGRAM	68.58	78.21	82.26	119.85
300	CDA PROCESSING FEE	6.30	67.69	71.58	51.40
310	4-H ACTIVITY CENTER	96.37	89.05	75.33	95.19
320	AIRPORT	0.00	0.00	0.00	0.00
321	AIRPORT	309.41	443.31	452.30	774.55
330	SPECIAL SERVICE	772.95	1166.83	4351.37	5,757.77
360	SHERIFF'S FORFEITURE	901.33	594.00	438.82	1,268.27
361	SHERIFF'S DONATION	81.08	3.11	0.00	4.54
362	SHERIFF'S DOJ	0.00	0.00	0.00	2,152.86
370	CDA CONTRABAND FORFEIT.	3065.17	2236.01	1762.99	3,104.11
371	CDA DOJ EQUITABLE SHARE	5.10	5.18	5.20	6.89
372	SHERIFF DOT FED FORFEIT	514.41	489.88	496.00	1,035.24
380	SHERIFF COMMISSARY	510.00	679.59	994.68	1,621.50
390	JUVENILE COMMISSARY	28.70	30.48	31.55	42.99
410	HEALTH INSURANCE	545.49	1631.10	1165.44	1,174.54
450	ELECTION ADMINISTRATOR	4.87	50.48	25.19	109.22
499	TAX ASSESSOR SPECIAL	1396.74	1331.38	1286.14	1,890.52
500	HISTORICAL COMMISSION	81.75	94.69	101.10	154.72
800	HEALTH DEPT DRAFTING	0.00	0.00	0.00	36.57
870	FLEXIBLE BENEFIT PLAN	46.29	53.41	75.17	172.60
820	HOSPITAL	350535.64	354089.26	232331.08	272,543.41
820	CMC 125 PLAN	201.70	274.40	314.75	674.69
830	CMC ACCOUNTS PAYABLE	8757.77	9,980.45	8,506.89	9,402.93
840	CMC PAYROLL	1832.92	2,047.24	2,244.93	2,578.28
820	CMC MEDICAL PROFESSIONAL	0.00	12,823.46	23,236.23	51,610.71
890	CMC FUNDED DEPRECIATION	7401.06	0.00	0.00	0.00
820	CMC HOME HEALTH	0.00	0.00	0.00	569.69
820	CMC WEIGHT MGMT	0.00	0.00	0.00	1,252.70
820	CMC NURSING HOMES	112348.78	4,263.58	3,072.85	5,503.83
950	NAVIGATION DISTRICT	31844.73	27,397.88	16,176.19	24,674.74
950	NAVIG CONSTRUCTION 2012A	6761.70	7.58	0.26	0.61
950	NAVIG. CONSTRUCTION 2015	0.00	6,452.40	40,712.19	49,660.01
950	NAVIG 2012A/B INT& SINKING	7.70	500.96	1,042.11	1,917.64
950	NAVIG. INTEREST & SINKING	139.97	104.93	33.22	19.03
	TOTAL	694,227.39	602,556.84	518,760.72	670,294.12